	Title:	Performance Report SiT8920B, 14.7456MHz			
	Type:	Performance report	Rev:	1.0	
	Orig:		Date:	Nov 24, 2014	

This report contains sample performance data for SiT8920B-14.7456MHz.

Conditions:

- Frequency 14.7456 MHz
- Vdd 1.8V, 2.5V, 2.8V, 3.0V, 3.3V
- Temperature 25 °C
- Termination:
 - o No load for IDD
 - o 50Ω to GND for phase noise
 - o 15pF for other tests

Equipment:

- Agilent DSA90604 oscilloscope (6GHz, 20Gsps)
 - o Period jitter, waveform, rise/fall time, duty cycle, amplitude
- Agilent E5052B Signal Source Analyzer
 - o Phase noise, integrated phase jitter
- Power supply current
 - o Agilent 34401A DMM


Data:

- Random Phase jitter, Period Jitter, Duty cycle, Rise/Fall time, Amplitude, Idd
- Output waveforms
- Frequency stability versus temperature

Table 1. Performance data

Parameter	Units	Voltage				
		1.8 V	2.5 V	2.8 V	3.0 V	3.3 V
Random Phase jitter (900kHz - 5MHz)	ps, rms	0.57	0.61	0.59	0.58	0.58
Random Phase jitter (12kHz - 5MHz)	ps, rms	1.34	1.36	1.33	1.32	1.30
Random Phase jitter (900kHz – 14.7456MHz)*	ps, rms	0.84	0.89	0.86	0.86	0.85
Random Phase jitter (12kHz – 14.7456MHz)*	ps, rms	1.47	1.51	1.47	1.46	1.44
Period jitter	ps, rms	2.69	1.99	1.88	1.85	1.80
Period jitter (10,000 cycles)	ps, pk-pk	18.4	14.5	13.9	13.8	13.2
Duty cycle	%	50.0	50.0	50.1	50.2	50.3
Rise time (20% - 80%)	ns	1.23	1.00	0.92	0.97	0.91
Fall time (80% - 20%)	ns	1.26	0.98	0.90	0.97	0.91
Amplitude	V	1.79	2.48	2.79	3.02	3.30
Current consumption (no load, output enabled)	mA	3.52	3.62	3.66	3.69	3.74
Current consumption (no load, output disabled)	mA	3.42	3.49	3.55	3.59	3.66

*Calculated by extending the noise floor of the phase noise from 5 MHz to 14.7456 MHz

	Title:	Performance Report SiT8920B, 14.7456MHz		
	Type:	Performance report	Rev:	1.0
	Orig:		Date:	Nov 24, 2014

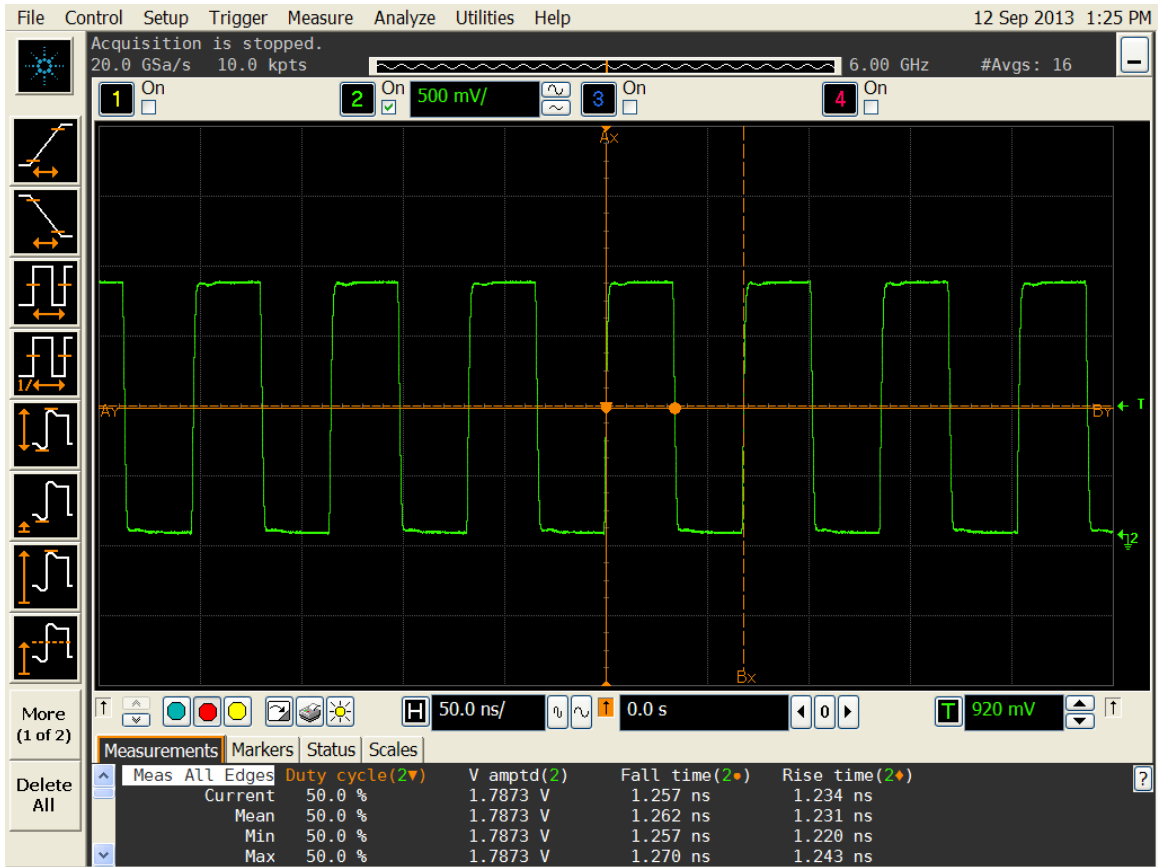



Figure 1. Duty cycle, Rise/Fall time and Amplitude 1.8V

The information contained in this document is confidential and proprietary to SiTime Corporation. Unauthorized reproduction or distribution is prohibited.

	Title:	Performance Report SiT8920B, 14.7456MHz		
	Type:	Performance report	Rev:	1.0
	Orig:		Date:	Nov 24, 2014

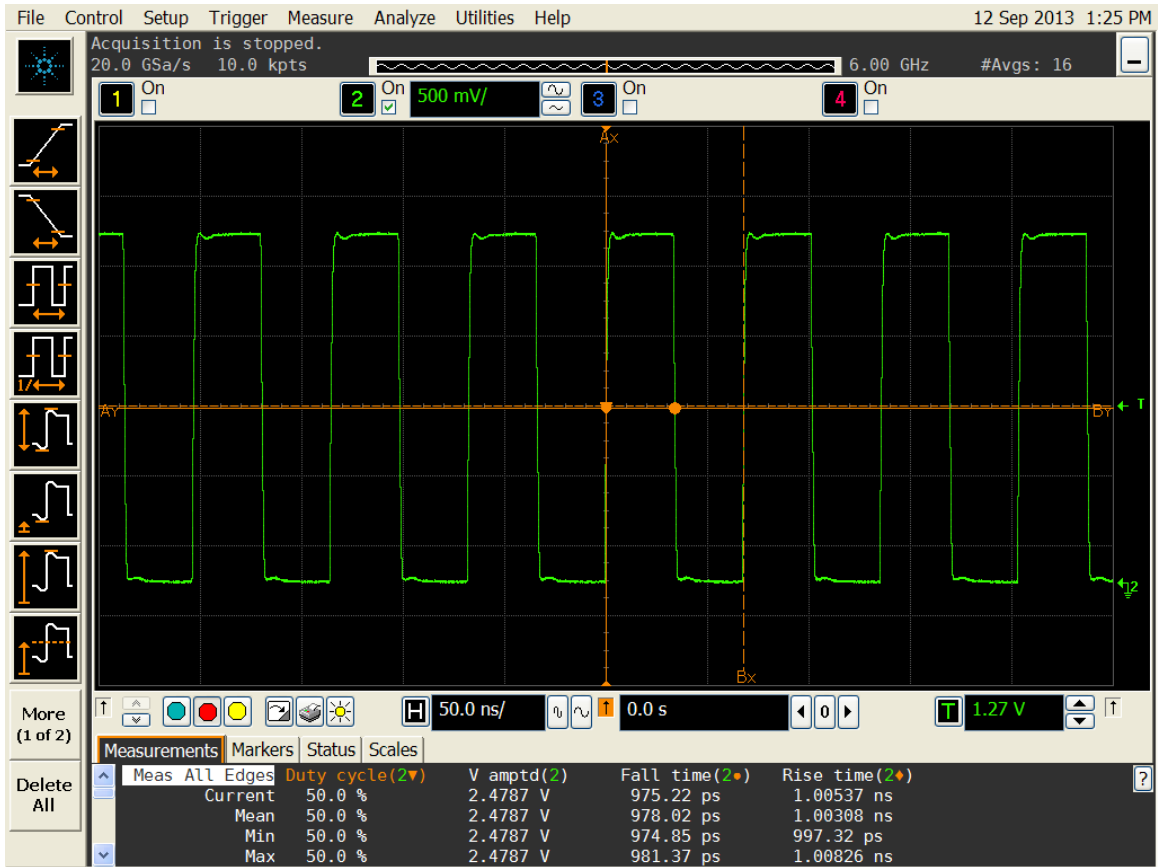



Figure 2. Duty cycle, Rise/Fall time and Amplitude 2.5V

	Title:	Performance Report SiT8920B, 14.7456MHz	
	Type:	Performance report	Rev: 1.0
	Orig:		Date: Nov 24, 2014

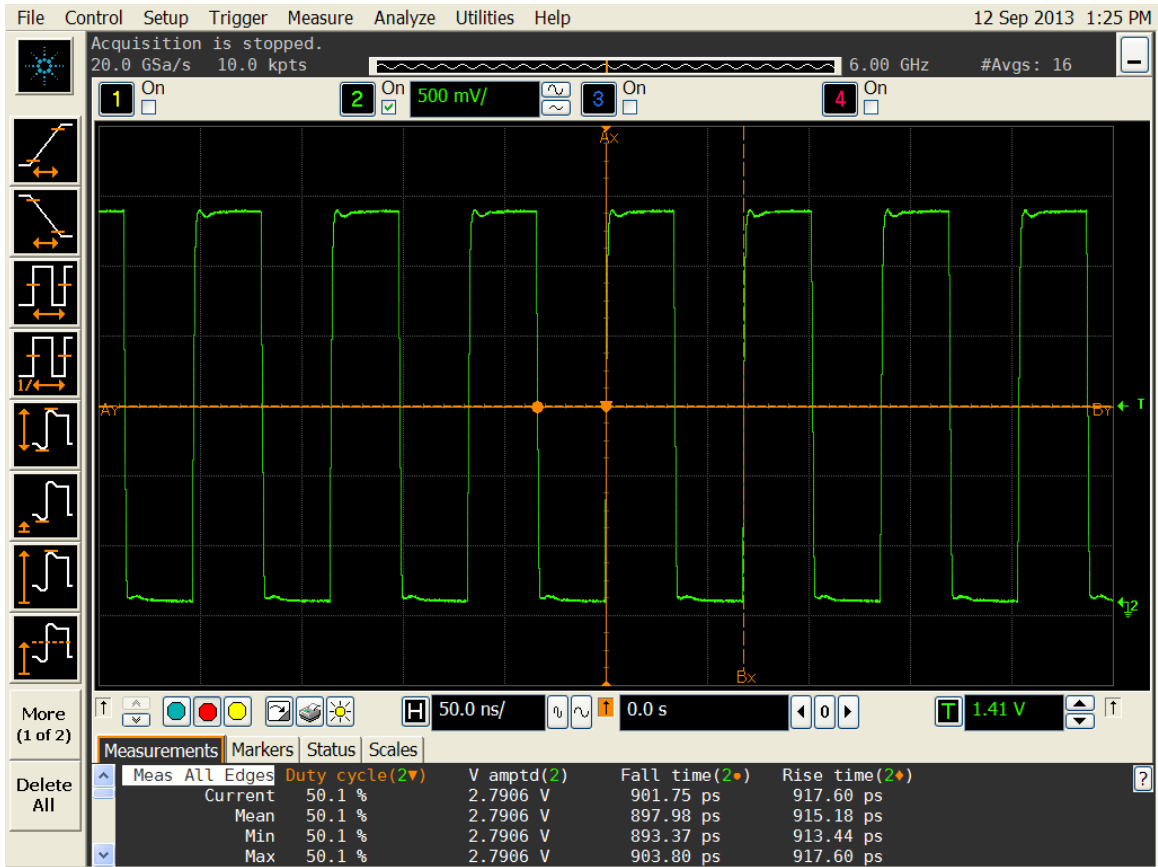



Figure 3. Duty cycle, Rise/Fall time and Amplitude 2.8V

	Title:	Performance Report SiT8920B, 14.7456MHz		
	Type:	Performance report	Rev:	1.0
	Orig:		Date:	Nov 24, 2014

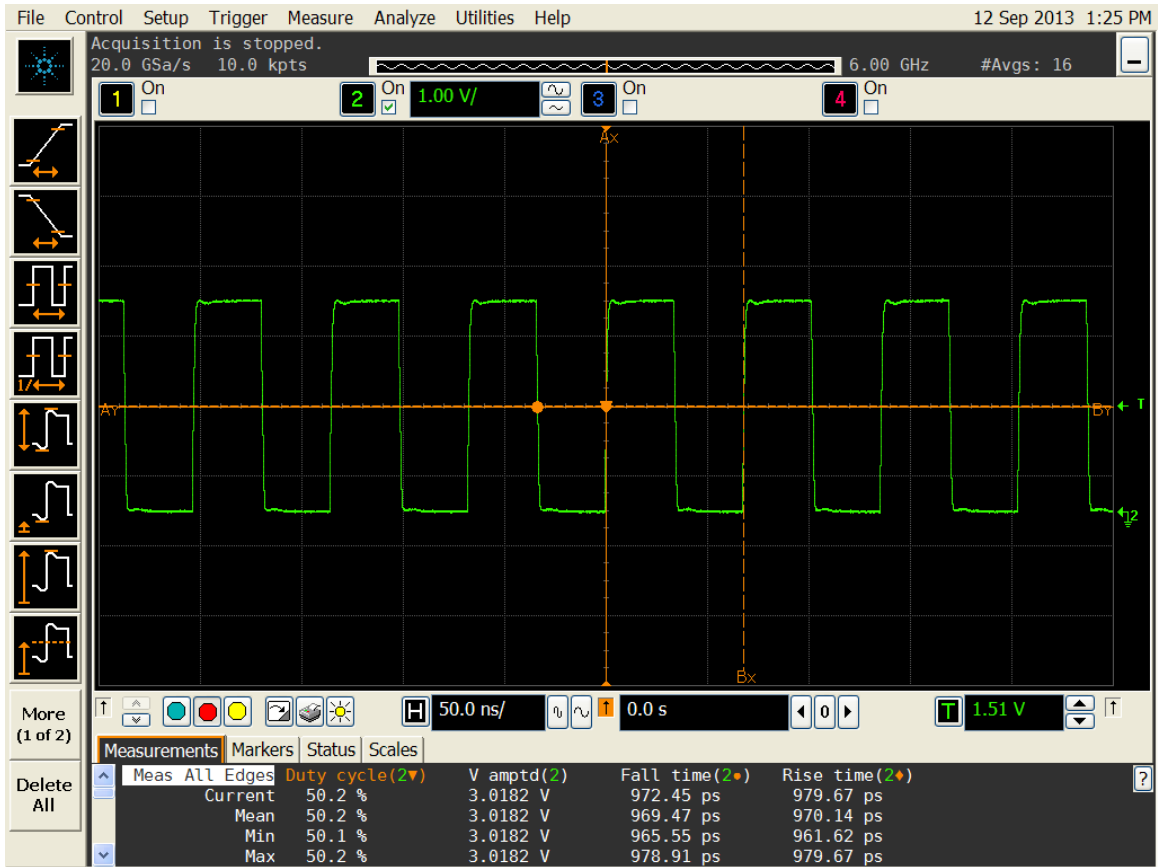



Figure 4. Duty cycle, Rise/Fall time and Amplitude 3.0V

	Title:	Performance Report SiT8920B, 14.7456MHz		
	Type:	Performance report	Rev:	1.0
	Orig:		Date:	Nov 24, 2014

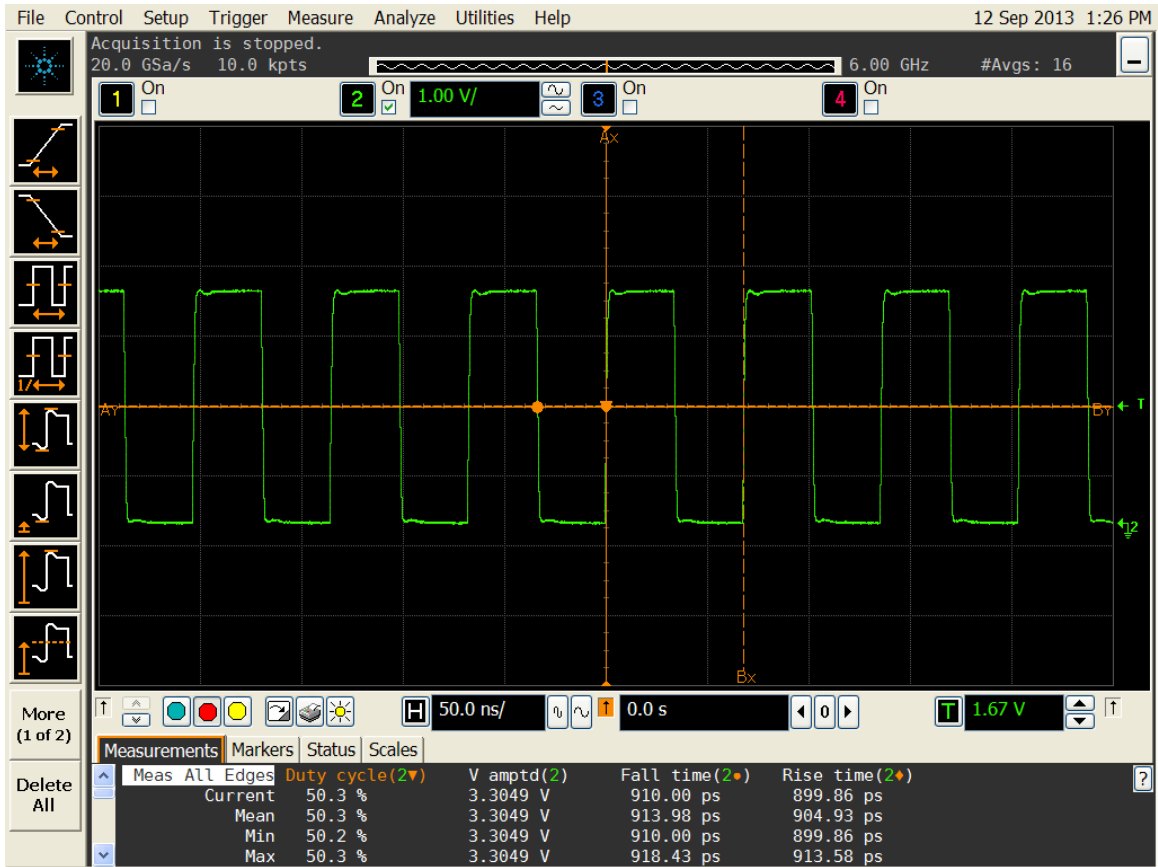


Figure 5. Duty cycle, Rise/Fall time and Amplitude 3.3V

SiTime™	Title:	Performance Report SiT8920B, 14.7456MHz		
	Type:	Performance report	Rev:	1.0
	Orig:		Date:	Nov 24, 2014



Figure 6. Frequency stability* versus temperature

*Please note that frequency stability in SiTime devices is not depended on output frequency.