


|   |               |   |              |                     |  |
|---|---------------|---|--------------|---------------------|--|
|  | <b>Title:</b> | <b>Performance Report SiT8920B, 13.52127MHz</b> |              |                     |  |
|   | <b>Type:</b>  | <b>Performance report</b>                       | <b>Rev:</b>  | <b>1.0</b>          |  |
|   | <b>Orig:</b>  |   | <b>Date:</b> | <b>Nov 21, 2014</b> |  |

**This report contains sample performance data for SiT8920B-13.52127MHz.**

**Conditions:**

- Frequency 13.52127 MHz
- Vdd 1.8V, 2.5V, 2.8V, 3.0V, 3.3V
- Temperature 25 °C
- Termination:
  - o No load for IDD
  - o 50Ω to GND for phase noise
  - o 15pF for other tests

**Equipment:**

- Agilent DSA90604 oscilloscope (6GHz, 20Gsps)
  - o Period jitter, waveform, rise/fall time, duty cycle, amplitude
- Agilent E5052B Signal Source Analyzer
  - o Phase noise, integrated phase jitter
- Power supply current
  - o Agilent 34401A DMM


**Data:**

- Random Phase jitter, Period Jitter, Duty cycle, Rise/Fall time, Amplitude, Idd
- Output waveforms
- Frequency stability versus temperature

Table 1. Performance data

| Parameter                                      | Units     | Voltage |       |       |       |       |
|--|-----------|---------|-------|-------|-------|-------|
|  |           | 1.8 V   | 2.5 V | 2.8 V | 3.0 V | 3.3 V |
| Random Phase jitter (900kHz - 5MHz)            | ps, rms   | 0.52    | 0.60  | 0.61  | 0.60  | 0.55  |
| Random Phase jitter (12kHz - 5MHz)             | ps, rms   | 1.23    | 1.39  | 1.39  | 1.38  | 1.24  |
| Random Phase jitter (900kHz – 13.52127MHz)*    | ps, rms   | 0.77    | 0.86  | 0.86  | 0.86  | 0.80  |
| Random Phase jitter (12kHz – 13.52127MHz)*     | ps, rms   | 1.35    | 1.52  | 1.52  | 1.51  | 1.37  |
| Period jitter                                  | ps, rms   | 2.08    | 1.84  | 1.78  | 1.82  | 1.76  |
| Period jitter (10,000 cycles)                  | ps, pk-pk | 15.3    | 13.6  | 12.9  | 13.0  | 12.9  |
| Duty cycle                                     | %         | 50.0    | 50.0  | 50.1  | 50.1  | 50.2  |
| Rise time (20% - 80%)                          | ns        | 1.24    | 1.01  | 0.91  | 0.97  | 0.91  |
| Fall time (80% - 20%)                          | ns        | 1.26    | 0.98  | 0.90  | 0.97  | 0.91  |
| Amplitude                                      | V         | 1.79    | 2.49  | 2.78  | 3.02  | 3.30  |
| Current consumption (no load, output enabled)  | mA        | 3.48    | 3.57  | 3.62  | 3.64  | 3.69  |
| Current consumption (no load, output disabled) | mA        | 3.40    | 3.47  | 3.52  | 3.56  | 3.64  |

\*Calculated by extending the noise floor of the phase noise from 5 MHz to 13.52127 MHz

|   |               |  |              |              |
|---|---------------|--|--------------|--------------|
|  | <b>Title:</b> | Performance Report SiT8920B, 13.52127MHz |              |              |
|   | <b>Type:</b>  | Performance report                       | <b>Rev:</b>  | 1.0          |
|   | <b>Orig:</b>  |  | <b>Date:</b> | Nov 21, 2014 |

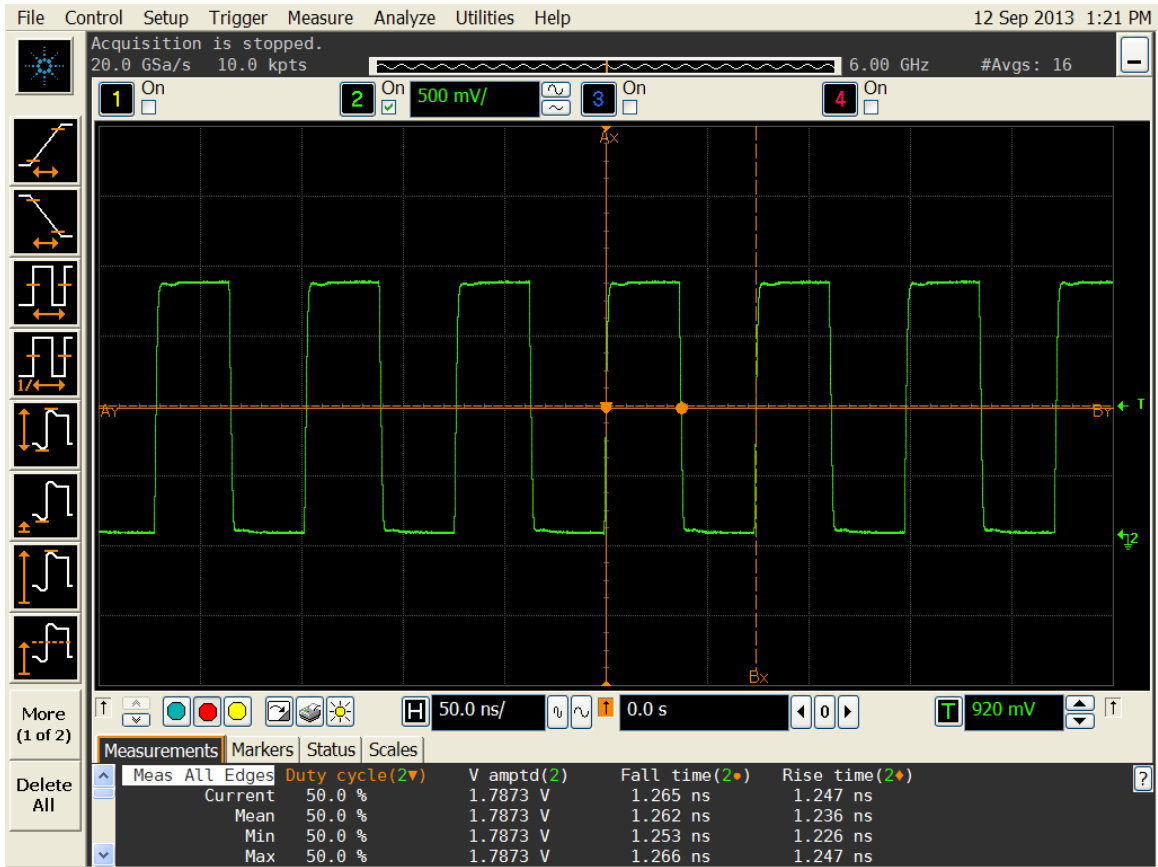



Figure 1. Duty cycle, Rise/Fall time and Amplitude 1.8V

The information contained in this document is confidential and proprietary to SiTime Corporation. Unauthorized reproduction or distribution is prohibited.

|   |               |  |                           |
|---|---------------|--|---------------------------|
|  | <b>Title:</b> | Performance Report SiT8920B, 13.52127MHz |                           |
|   | <b>Type:</b>  | Performance report                       | <b>Rev:</b> 1.0           |
|   | <b>Orig:</b>  |  | <b>Date:</b> Nov 21, 2014 |

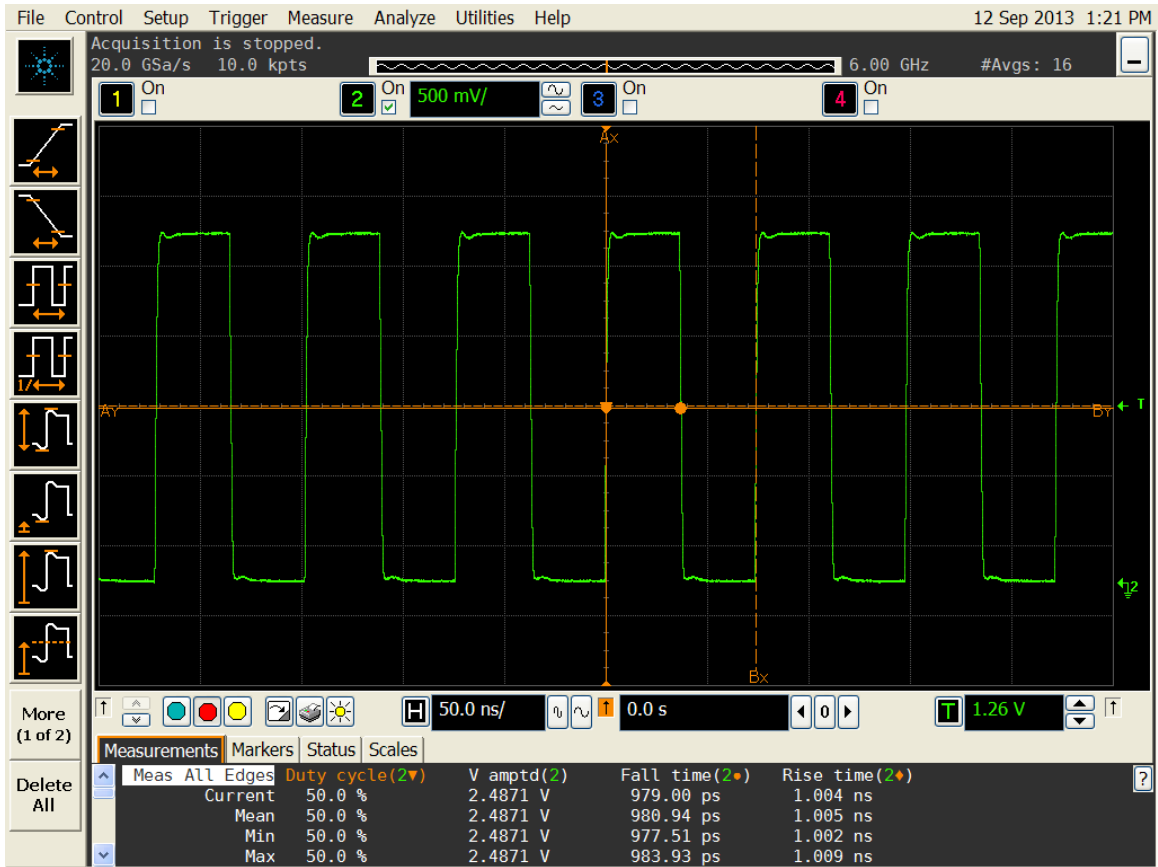



Figure 2. Duty cycle, Rise/Fall time and Amplitude 2.5V

The information contained in this document is confidential and proprietary to SiTime Corporation. Unauthorized reproduction or distribution is prohibited.

|   |               |  |              |              |
|---|---------------|--|--------------|--------------|
|  | <b>Title:</b> | Performance Report SiT8920B, 13.52127MHz |              |              |
|   | <b>Type:</b>  | Performance report                       | <b>Rev:</b>  | 1.0          |
|   | <b>Orig:</b>  |  | <b>Date:</b> | Nov 21, 2014 |

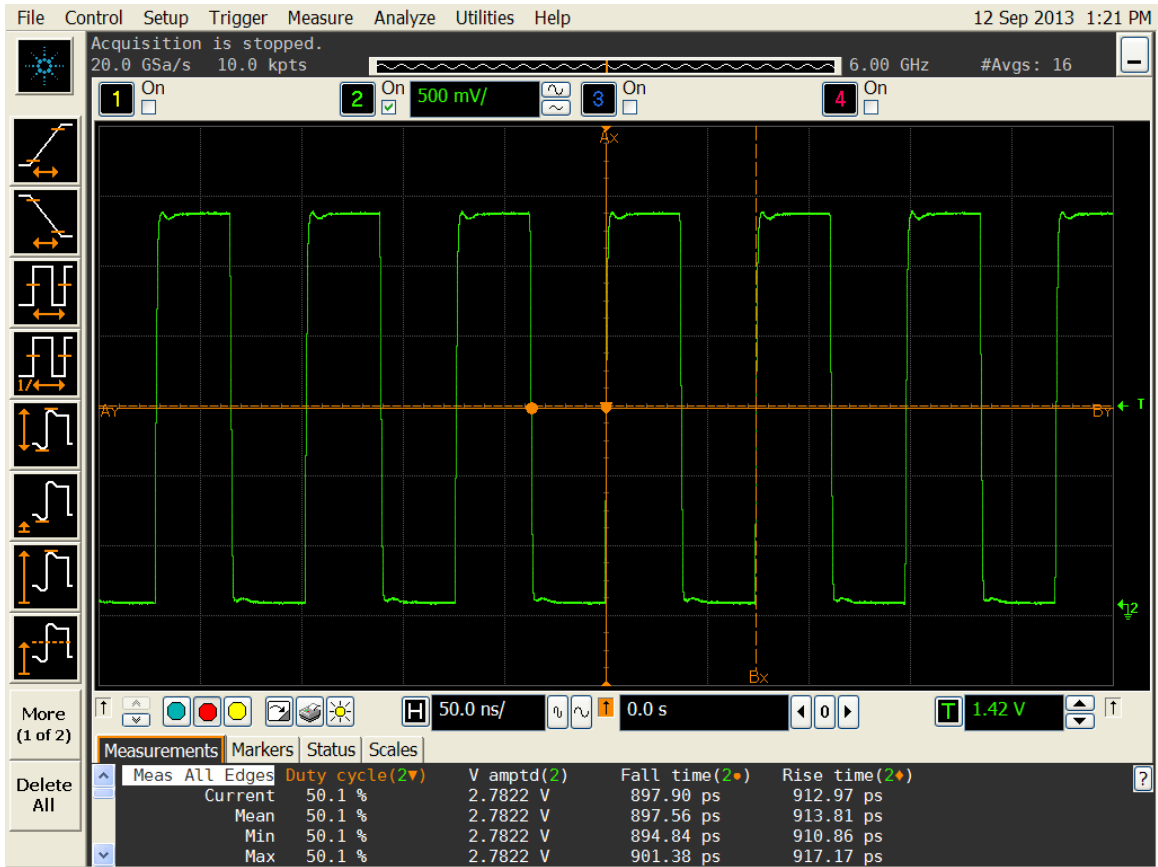



Figure 3. Duty cycle, Rise/Fall time and Amplitude 2.8V

The information contained in this document is confidential and proprietary to SiTime Corporation. Unauthorized reproduction or distribution is prohibited.

|   |               |  |              |              |
|---|---------------|--|--------------|--------------|
|  | <b>Title:</b> | Performance Report SiT8920B, 13.52127MHz |              |              |
|   | <b>Type:</b>  | Performance report                       | <b>Rev:</b>  | 1.0          |
|   | <b>Orig:</b>  |  | <b>Date:</b> | Nov 21, 2014 |

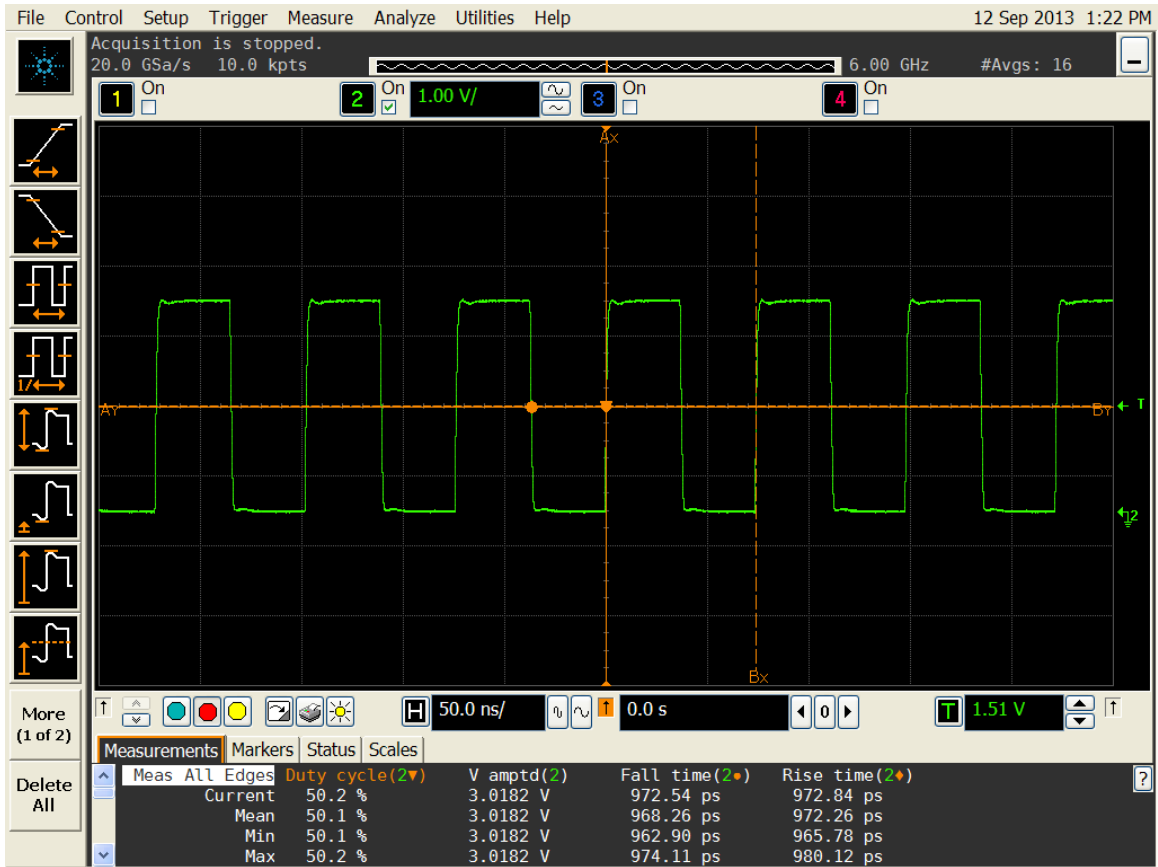



Figure 4. Duty cycle, Rise/Fall time and Amplitude 3.0V

|   |               |  |              |              |
|---|---------------|--|--------------|--------------|
|  | <b>Title:</b> | Performance Report SiT8920B, 13.52127MHz |              |              |
|   | <b>Type:</b>  | Performance report                       | <b>Rev:</b>  | 1.0          |
|   | <b>Orig:</b>  |  | <b>Date:</b> | Nov 21, 2014 |

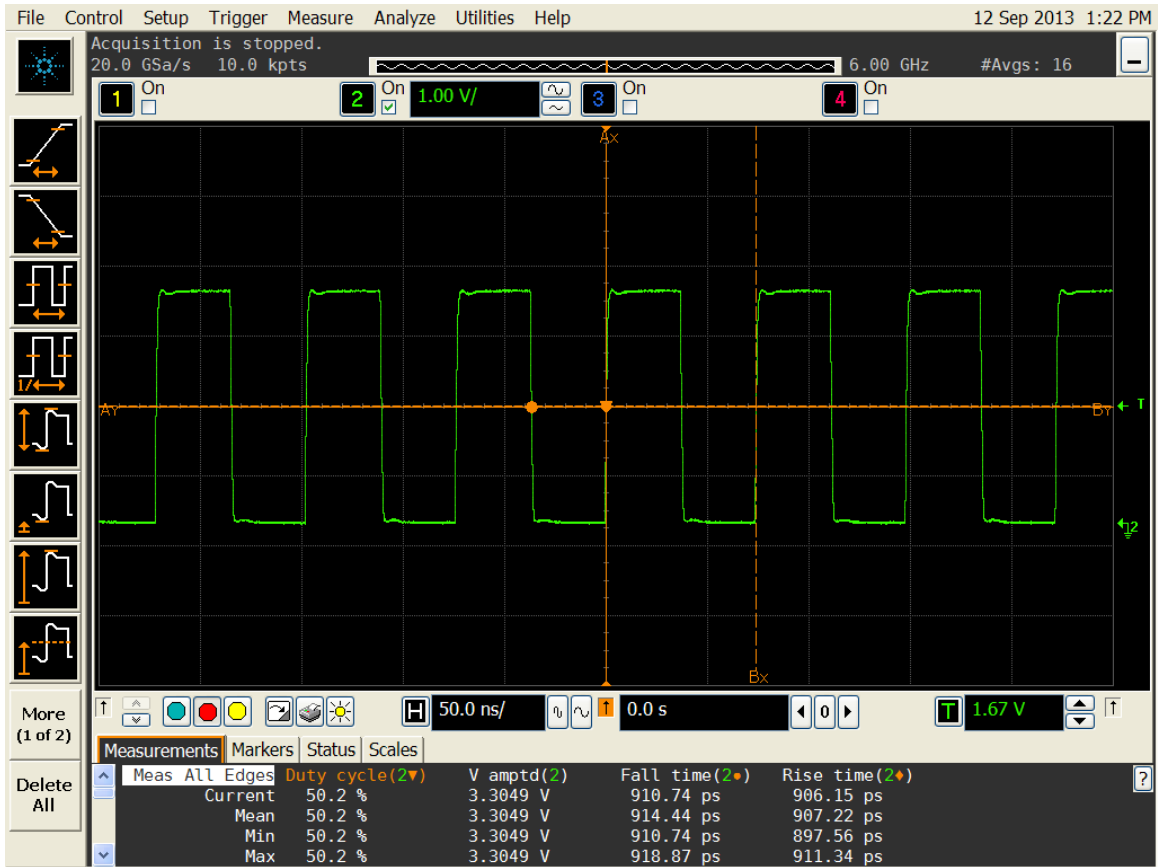


Figure 5. Duty cycle, Rise/Fall time and Amplitude 3.3V

|                |               |   |              |                     |
|----------------|---------------|---|--------------|---------------------|
| <b>SiTime™</b> | <b>Title:</b> | <b>Performance Report SiT8920B, 13.52127MHz</b> |              |                     |
|                | <b>Type:</b>  | <b>Performance report</b>                       | <b>Rev:</b>  | <b>1.0</b>          |
|                | <b>Orig:</b>  |   | <b>Date:</b> | <b>Nov 21, 2014</b> |



Figure 6. Frequency stability\* versus temperature

\*Please note that frequency stability in SiTime devices is not depended on output frequency.