	Title:	Performance Report SiT8008B, 66.66666MHz		
	Type:	Performance report	Rev:	1.0
	Orig:		Date:	Mar 31, 2014

This report contains sample performance data for SiT8008B-66.66666MHz.

Conditions:

- Frequency 66.66666 MHz
- Vdd 1.8V, 2.5V, 2.8V, 3.0V, 3.3V
- Temperature 25 °C
- Termination:
 - o No load for IDD
 - o 50Ω to GND for phase noise
 - o 15pF for other tests

Equipment:


- Agilent DSA90604 oscilloscope (6GHz, 20Gsps)
 - o Period jitter, waveform, rise/fall time, duty cycle, amplitude
- Agilent E5052B Signal Source Analyzer
 - o Phase noise, integrated phase jitter
- Power supply current
 - o Agilent 34401A DMM

Data:

- Random Phase jitter, Period Jitter, Duty cycle, Rise/Fall time, Amplitude, Idd
- Output waveforms
- Frequency stability versus temperature

Table 1. Performance data

Parameter	Units	Voltage				
		1.8 V	2.5 V	2.8 V	3.0 V	3.3 V
Random Phase jitter (900kHz - 20MHz)	ps, rms	0.61	0.66	0.69	0.68	0.69
Random Phase jitter (12kHz - 20MHz)	ps, rms	1.38	1.41	1.44	1.45	1.46
Period jitter	ps, rms	1.78	1.60	1.54	1.57	1.53
Period jitter (10,000 cycles)	ps, pk-pk	12.9	11.6	11.3	11.2	11.1
Duty cycle	%	49.9	49.8	50.3	50.6	51.0
Rise time (20% - 80%)	ns	1.24	1.02	0.94	1.01	0.94
Fall time (80% - 20%)	ns	1.25	0.99	0.92	0.98	0.93
Amplitude	V	1.76	2.44	2.72	2.98	3.25
Current consumption (no load, output enabled)	mA	4.21	4.49	4.63	4.69	4.84
Current consumption (no load, output disabled)	mA	3.53	3.60	3.65	3.69	3.77

	Title:	Performance Report SiT8008B, 66.66666MHz	
	Type:	Performance report	Rev: 1.0
	Orig:		Date: Mar 31, 2014

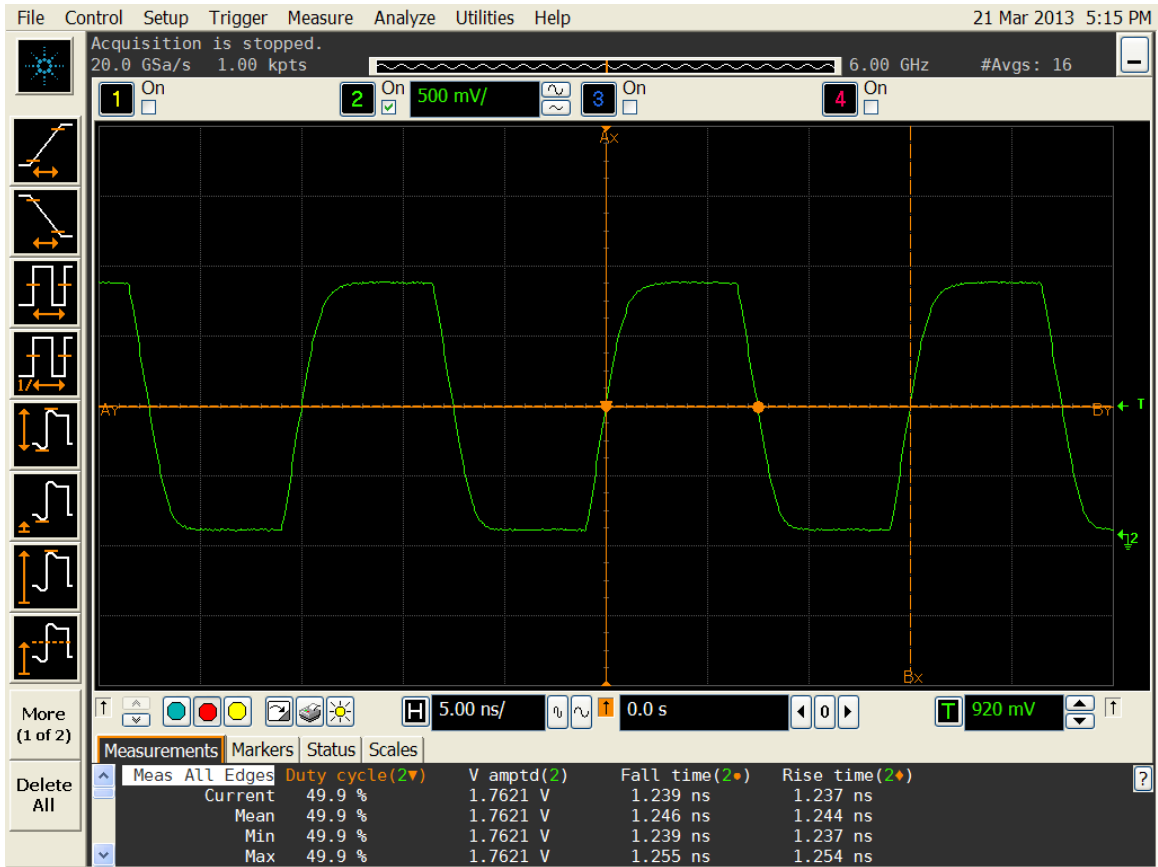



Figure 1. Duty cycle, Rise/Fall time and Amplitude 1.8V

The information contained in this document is confidential and proprietary to SiTime Corporation. Unauthorized reproduction or distribution is prohibited.

	Title:	Performance Report SiT8008B, 66.66666MHz	
	Type:	Performance report	Rev: 1.0
	Orig:		Date: Mar 31, 2014

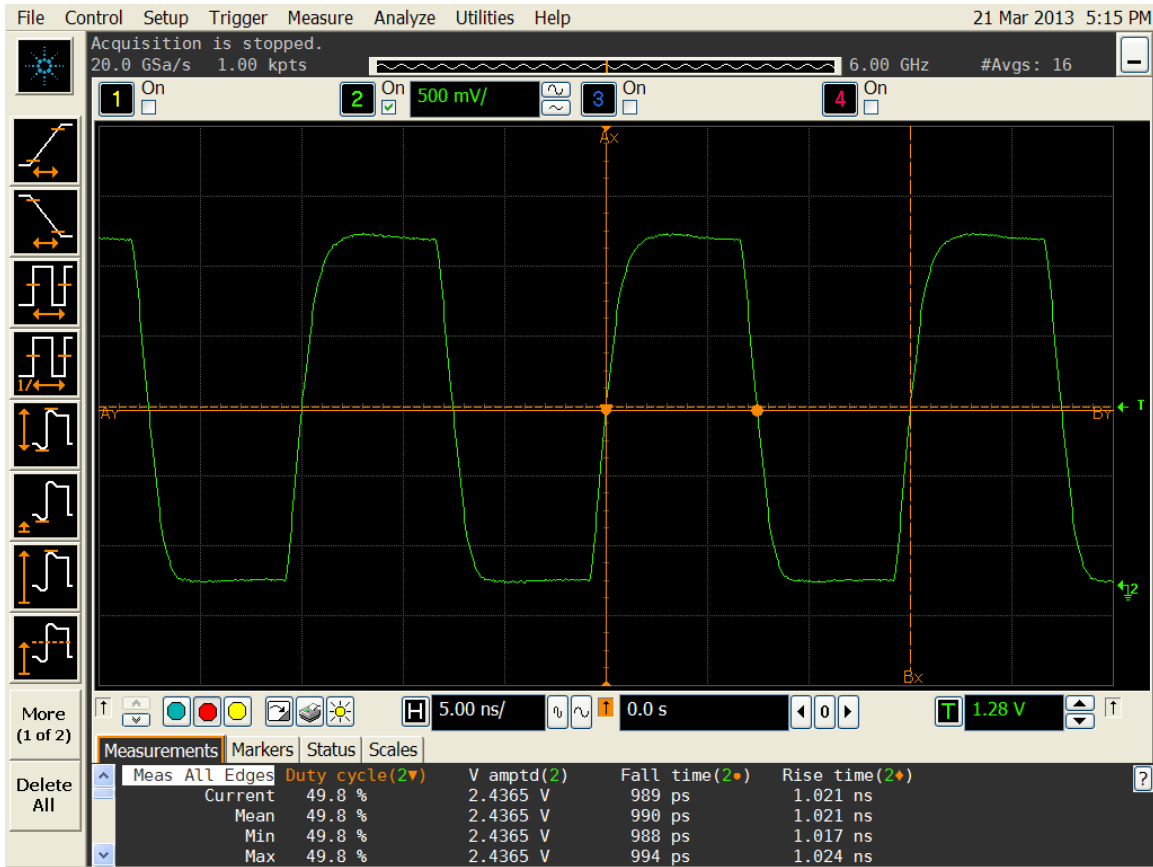



Figure 2. Duty cycle, Rise/Fall time and Amplitude 2.5V

	Title:	Performance Report SiT8008B, 66.6666MHz	
	Type:	Performance report	Rev: 1.0
	Orig:		Date: Mar 31, 2014

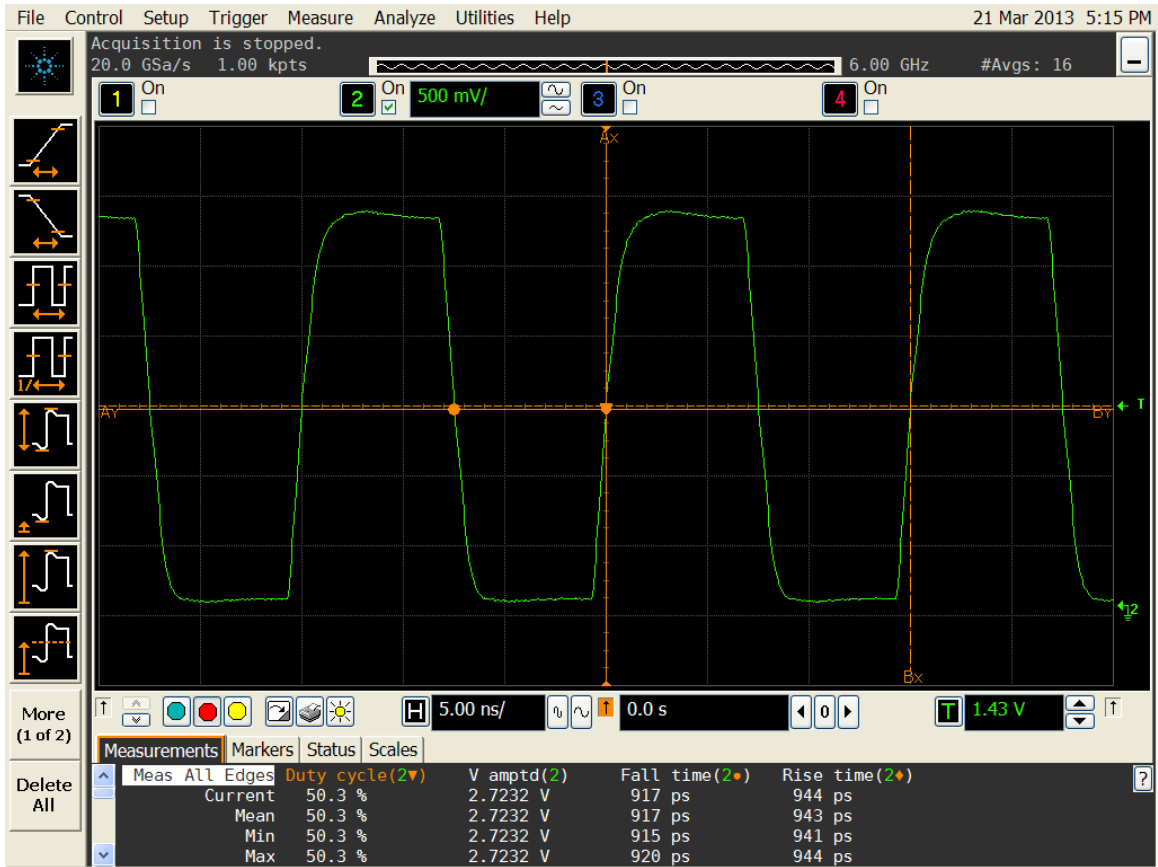


Figure 3. Duty cycle, Rise/Fall time and Amplitude 2.8V

The information contained in this document is confidential and proprietary to SiTime Corporation. Unauthorized reproduction or distribution is prohibited.



	Title:	Performance Report SiT8008B, 66.66666MHz	
	Type:	Performance report	Rev: 1.0
	Orig:		Date: Mar 31, 2014



Figure 4. Duty cycle, Rise/Fall time and Amplitude 3.0V

	Title:	Performance Report SiT8008B, 66.66666MHz	
	Type:	Performance report	Rev: 1.0
	Orig:		Date: Mar 31, 2014

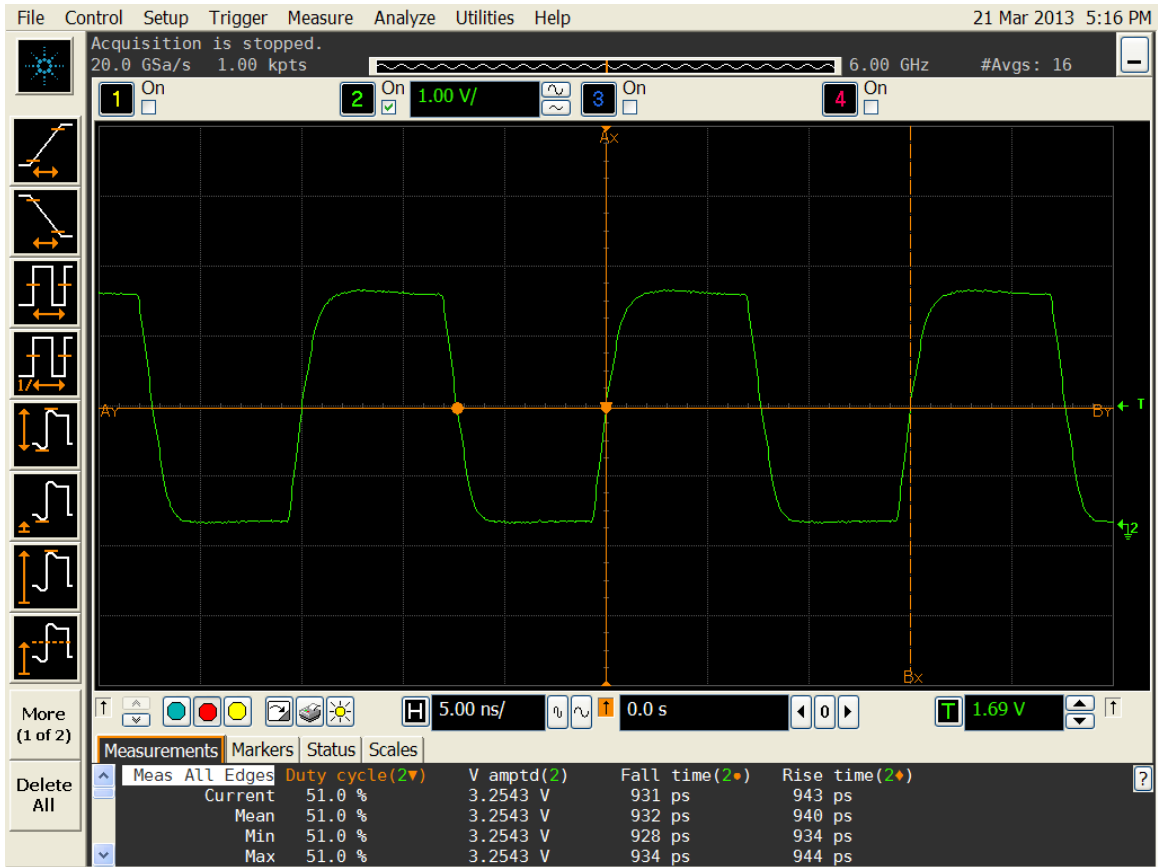


Figure 5. Duty cycle, Rise/Fall time and Amplitude 3.3V

The information contained in this document is confidential and proprietary to SiTime Corporation. Unauthorized reproduction or distribution is prohibited.

SiTime™	Title:	Performance Report SiT8008B, 66.66666MHz	
	Type:	Performance report	Rev: 1.0
	Orig:		Date: Mar 31, 2014



Figure 6. Frequency stability* versus temperature, 1.8 V


*Please note that frequency stability in SiTime devices is not depended on output frequency.

SiTime™	Title:	Performance Report SiT8008B, 66.66666MHz	
	Type:	Performance report	Rev: 1.0
	Orig:		Date: Mar 31, 2014



Figure 7. Frequency stability versus temperature, 2.5 V

The information contained in this document is confidential and proprietary to SiTime Corporation. Unauthorized reproduction or distribution is prohibited.

	Title:	Performance Report SiT8008B, 66.66666MHz	
	Type:	Performance report	Rev: 1.0
	Orig:		Date: Mar 31, 2014

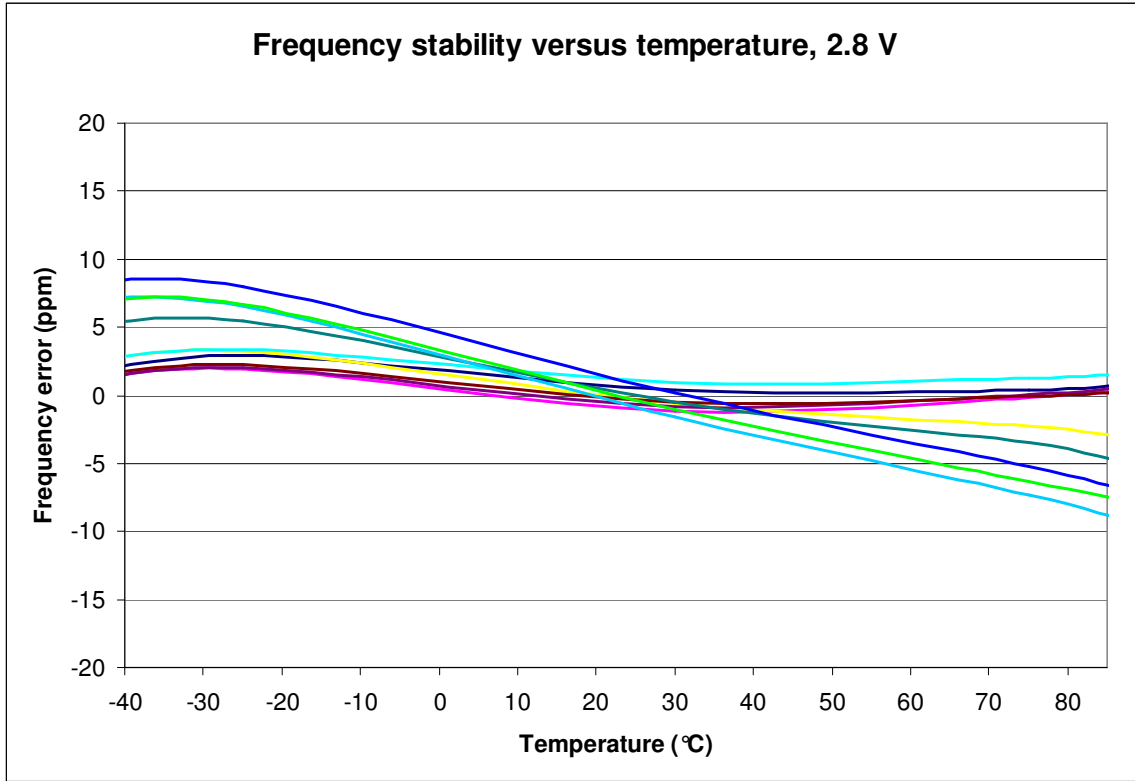


Figure 8. Frequency stability versus temperature, 2.8 V

The information contained in this document is confidential and proprietary to SiTime Corporation. Unauthorized reproduction or distribution is prohibited.


	Title:	Performance Report SiT8008B, 66.66666MHz	
	Type:	Performance report	Rev: 1.0
	Orig:		Date: Mar 31, 2014



Figure 9. Frequency stability versus temperature, 3.0 V

The information contained in this document is confidential and proprietary to SiTime Corporation. Unauthorized reproduction or distribution is prohibited.

SiTime™	Title:	Performance Report SiT8008B, 66.66666MHz	
	Type:	Performance report	Rev: 1.0
	Orig:		Date: Mar 31, 2014



Figure 10. Frequency stability versus temperature, 3.3 V

The information contained in this document is confidential and proprietary to SiTime Corporation. Unauthorized reproduction or distribution is prohibited.