	<b>Title:</b>	<b>Performance Report SiT8008B, 33.33MHz</b>			
	<b>Type:</b>	<b>Performance report</b>	<b>Rev:</b>	<b>1.0</b>	
	<b>Orig:</b>		<b>Date:</b>	<b>Mar 31, 2014</b>	

**This report contains sample performance data for SiT8008B-33.33MHz.**

**Conditions:**

- Frequency 33.33 MHz
- Vdd 1.8V, 2.5V, 2.8V, 3.0V, 3.3V
- Temperature 25 °C
- Termination:
  - o No load for IDD
  - o 50Ω to GND for phase noise
  - o 15pF for other tests

**Equipment:**

- Agilent DSA90604 oscilloscope (6GHz, 20Gsps)
  - o Period jitter, waveform, rise/fall time, duty cycle, amplitude
- Agilent E5052B Signal Source Analyzer
  - o Phase noise, integrated phase jitter
- Power supply current
  - o Agilent 34401A DMM


**Data:**

- Random Phase jitter, Period Jitter, Duty cycle, Rise/Fall time, Amplitude, Idd
- Output waveforms
- Frequency stability versus temperature

Table 1. Performance data

Parameter	Units	Voltage				
		1.8 V	2.5 V	2.8 V	3.0 V	3.3 V
Random Phase jitter (900kHz - 5MHz)	ps, rms	0.52	0.55	0.55	0.55	0.55
Random Phase jitter (12kHz - 5MHz)	ps, rms	1.35	1.34	1.33	1.34	1.33
Random Phase jitter (900kHz - 20MHz)*	ps, rms	0.77	0.83	0.82	0.82	0.82
Random Phase jitter (12kHz - 20MHz)*	ps, rms	1.46	1.48	1.47	1.47	1.47
Period jitter	ps, rms	1.81	1.68	1.64	1.64	1.64
Period jitter (10,000 cycles)	ps, pk-pk	13.2	12.1	11.8	11.6	11.6
Duty cycle	%	49.9	49.8	50.1	50.3	50.5
Rise time (20% - 80%)	ns	1.24	1.02	0.93	1.00	0.93
Fall time (80% - 20%)	ns	1.24	0.97	0.90	0.97	0.92
Amplitude	V	1.76	2.46	2.76	3.00	3.29
Current consumption (no load, output enabled)	mA	3.76	3.93	4.00	4.04	4.13
Current consumption (no load, output disabled)	mA	3.46	3.53	3.58	3.62	3.70

\*Calculated by extending the noise floor of the phase noise from 5 MHz to 20 MHz

	<b>Title:</b>	Performance Report SiT8008B, 33.33MHz	
	<b>Type:</b>	Performance report	<b>Rev:</b> 1.0
	<b>Orig:</b>		<b>Date:</b> Mar 31, 2014

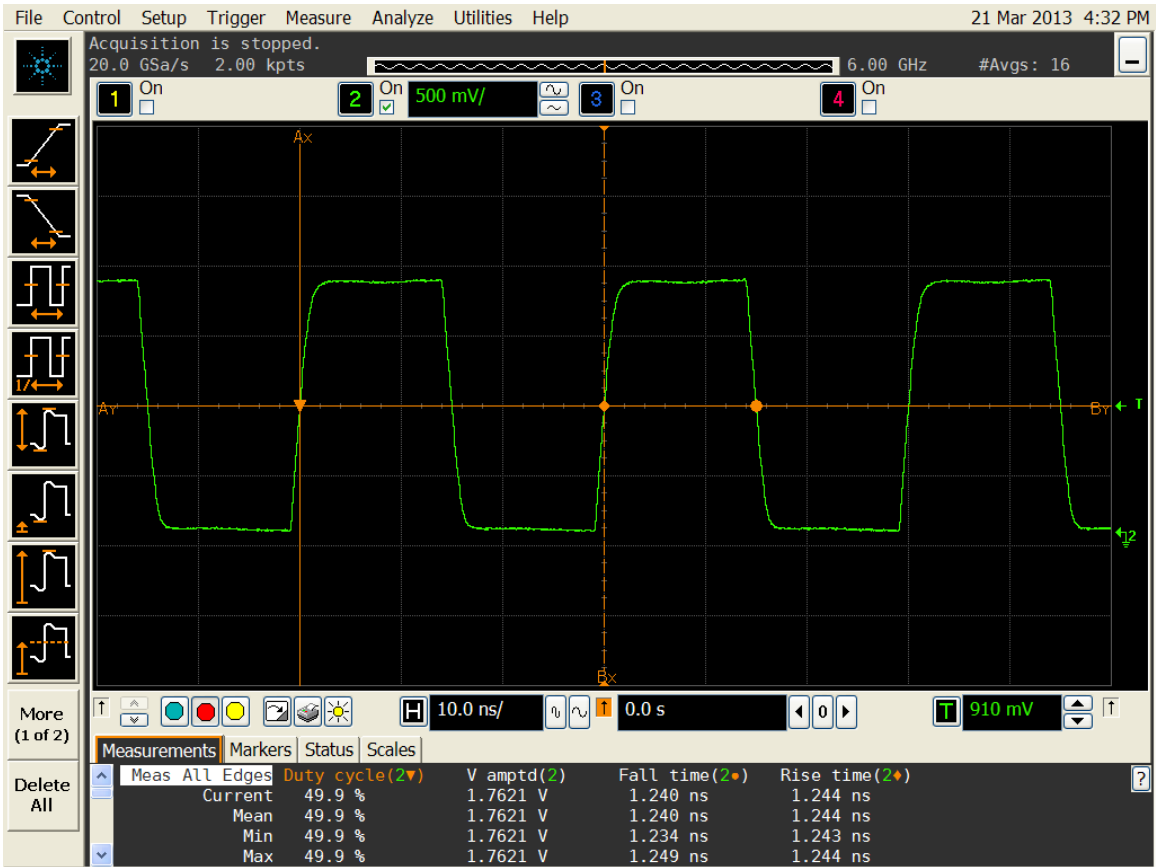


Figure 1. Duty cycle, Rise/Fall time and Amplitude 1.8V

The information contained in this document is confidential and proprietary to SiTime Corporation. Unauthorized reproduction or distribution is prohibited.



	<b>Title:</b>	Performance Report SiT8008B, 33.33MHz	
	<b>Type:</b>	Performance report	<b>Rev:</b> 1.0
	<b>Orig:</b>		<b>Date:</b> Mar 31, 2014



Figure 2. Duty cycle, Rise/Fall time and Amplitude 2.5V

	<b>Title:</b>	Performance Report SiT8008B, 33.33MHz	
	<b>Type:</b>	Performance report	<b>Rev:</b> 1.0
	<b>Orig:</b>		<b>Date:</b> Mar 31, 2014

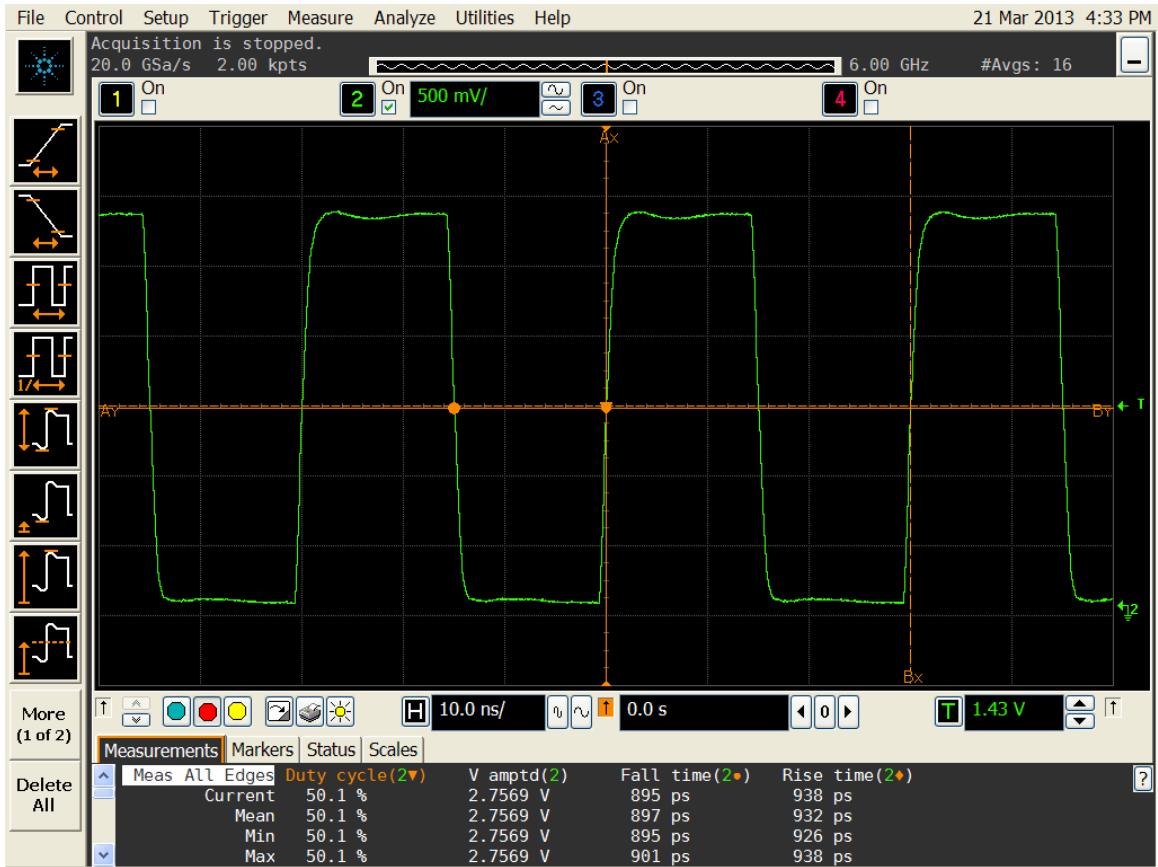



Figure 3. Duty cycle, Rise/Fall time and Amplitude 2.8V

The information contained in this document is confidential and proprietary to SiTime Corporation. Unauthorized reproduction or distribution is prohibited.

	<b>Title:</b>	Performance Report SiT8008B, 33.33MHz	
	<b>Type:</b>	Performance report	<b>Rev:</b> 1.0
	<b>Orig:</b>		<b>Date:</b> Mar 31, 2014

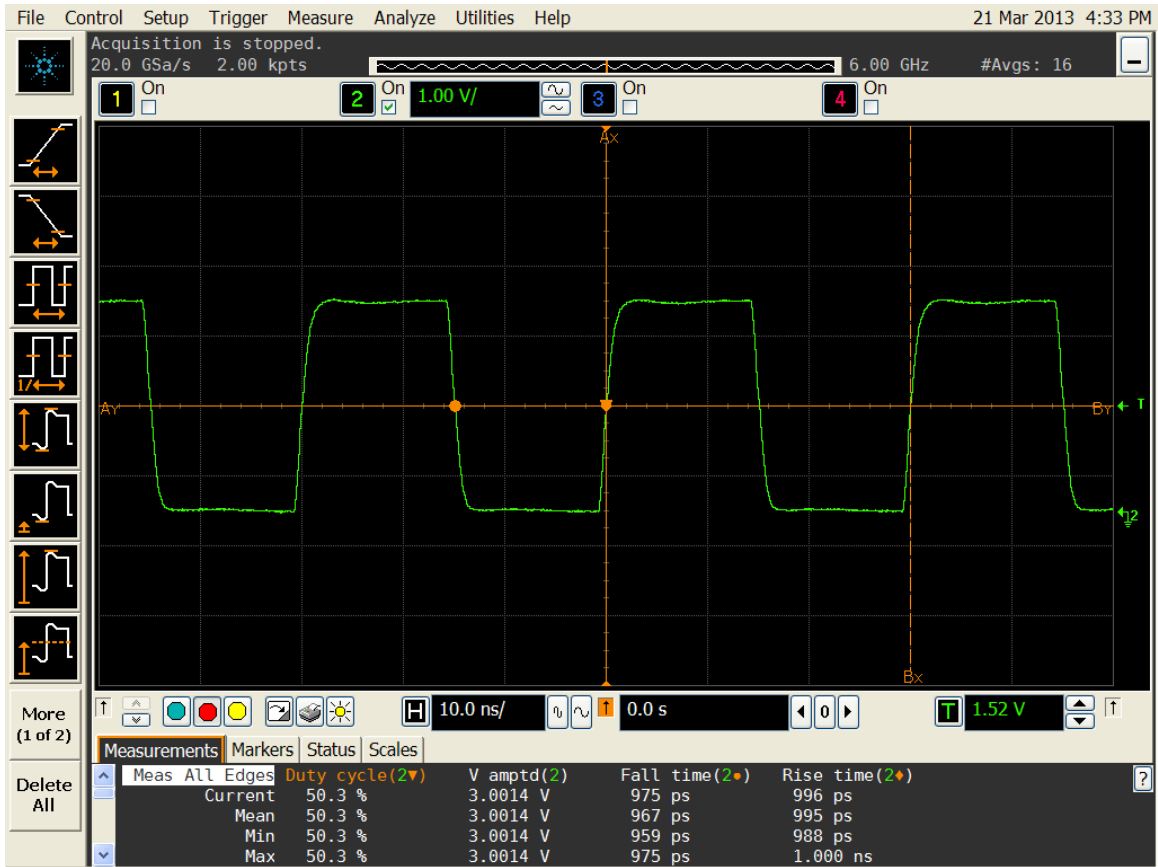



Figure 4. Duty cycle, Rise/Fall time and Amplitude 3.0V

The information contained in this document is confidential and proprietary to SiTime Corporation. Unauthorized reproduction or distribution is prohibited.

	<b>Title:</b>	Performance Report SiT8008B, 33.33MHz	
	<b>Type:</b>	Performance report	<b>Rev:</b> 1.0
	<b>Orig:</b>		<b>Date:</b> Mar 31, 2014

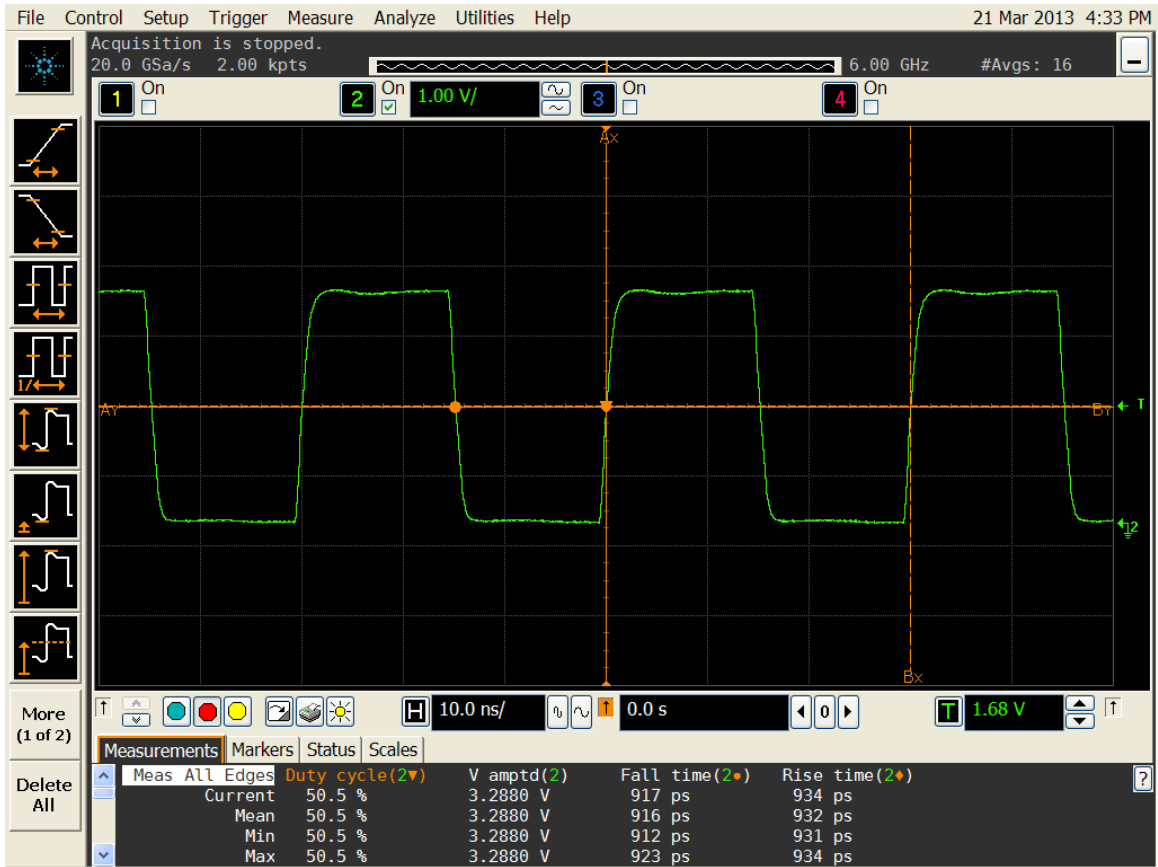


Figure 5. Duty cycle, Rise/Fall time and Amplitude 3.3V

The information contained in this document is confidential and proprietary to SiTime Corporation. Unauthorized reproduction or distribution is prohibited.

<b>SiTime™</b>	<b>Title:</b>	<b>Performance Report SiT8008B, 33.33MHz</b>	
	<b>Type:</b>	<b>Performance report</b>	<b>Rev: 1.0</b>
	<b>Orig:</b>		<b>Date: Mar 31, 2014</b>



Figure 6. Frequency stability\* versus temperature, 1.8 V

\*Please note that frequency stability in SiTime devices is not depended on output frequency.

<b>SiTime™</b>	<b>Title:</b>	<b>Performance Report SiT8008B, 33.33MHz</b>		
	<b>Type:</b>	<b>Performance report</b>	<b>Rev:</b>	<b>1.0</b>
	<b>Orig:</b>		<b>Date:</b>	<b>Mar 31, 2014</b>



Figure 7. Frequency stability versus temperature, 2.5 V

The information contained in this document is confidential and proprietary to SiTime Corporation. Unauthorized reproduction or distribution is prohibited.




	<b>Title:</b>	Performance Report SiT8008B, 33.33MHz		
	<b>Type:</b>	Performance report	<b>Rev:</b>	1.0
	<b>Orig:</b>		<b>Date:</b>	Mar 31, 2014



Figure 8. Frequency stability versus temperature, 2.8 V

The information contained in this document is confidential and proprietary to SiTime Corporation. Unauthorized reproduction or distribution is prohibited.


	<b>Title:</b>	Performance Report SiT8008B, 33.33MHz	
	<b>Type:</b>	Performance report	<b>Rev:</b> 1.0
	<b>Orig:</b>		<b>Date:</b> Mar 31, 2014



Figure 9. Frequency stability versus temperature, 3.0 V

The information contained in this document is confidential and proprietary to SiTime Corporation. Unauthorized reproduction or distribution is prohibited.

<b>SiTime™</b>	<b>Title:</b>	<b>Performance Report SiT8008B, 33.33MHz</b>		
	<b>Type:</b>	<b>Performance report</b>	<b>Rev:</b>	<b>1.0</b>
	<b>Orig:</b>		<b>Date:</b>	<b>Mar 31, 2014</b>



Figure 10. Frequency stability versus temperature, 3.3 V

The information contained in this document is confidential and proprietary to SiTime Corporation. Unauthorized reproduction or distribution is prohibited.