	Title:	Performance Report SiT2025B, 133MHz			
	Type:	Performance report	Rev:	1.0	
	Orig:		Date:	Nov 24, 2014	

This report contains sample performance data for SiT2025B-133MHz.

Conditions:

- Frequency 133 MHz
- Vdd 1.8V, 2.5V, 2.8V, 3.0V, 3.3V
- Temperature 25 °C
- Termination:
 - o No load for IDD
 - o 50Ω to GND for phase noise
 - o 15pF for other tests

Equipment:


- Agilent DSA90604 oscilloscope (6GHz, 20Gpsps)
 - o Period jitter, waveform, rise/fall time, duty cycle, amplitude
- Agilent E5052B Signal Source Analyzer
 - o Phase noise, integrated phase jitter
- Power supply current
 - o Agilent 34401A DMM

Data:

- Random Phase jitter, Period Jitter, Duty cycle, Rise/Fall time, Amplitude, Idd
- Output waveforms
- Frequency stability versus temperature

Table 1. Performance data

Parameter	Units	Voltage				
		1.8 V	2.5 V	2.8 V	3.0 V	3.3 V
Random Phase jitter (900kHz - 20MHz)	ps, rms	0.58	0.64	0.66	0.65	0.67
Random Phase jitter (12kHz - 20MHz)	ps, rms	1.38	1.40	1.45	1.45	1.48
Period jitter	ps, rms	1.88	1.66	1.61	1.56	1.55
Period jitter (10,000 cycles)	ps, pk-pk	13.6	11.9	11.4	11.3	11.0
Duty cycle	%	49.5	49.3	50.3	51.3	52.3
Rise time (20% - 80%)	ns	1.22	0.91	0.84	0.97	0.91
Fall time (80% - 20%)	ns	1.22	0.87	0.81	0.96	0.91
Amplitude	V	1.78	2.50	2.80	3.02	3.32
Current consumption (no load, output enabled)	mA	5.13	5.71	5.98	6.03	6.30
Current consumption (no load, output disabled)	mA	3.70	3.78	3.83	3.87	3.94

	Title:	Performance Report SiT2025B, 133MHz		
	Type:	Performance report	Rev:	1.0
	Orig:		Date:	Nov 24, 2014

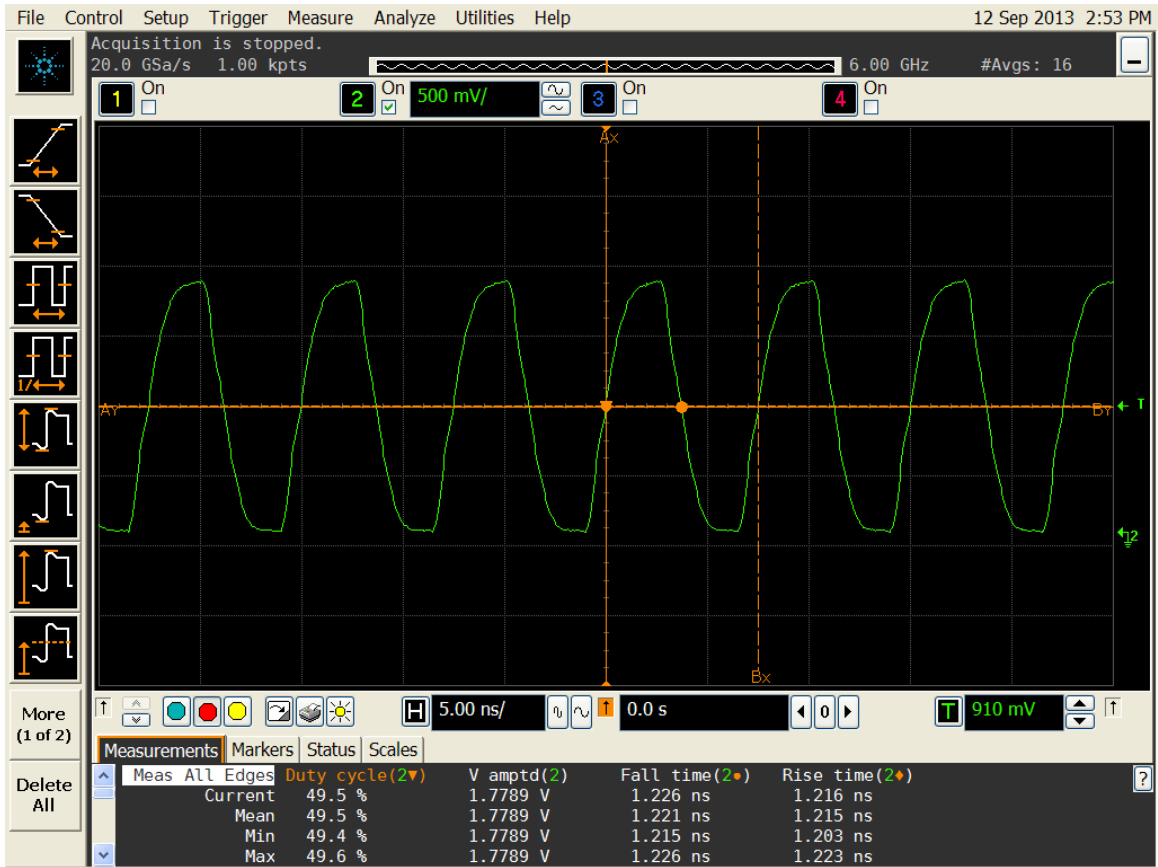



Figure 1. Duty cycle, Rise/Fall time and Amplitude 1.8V

The information contained in this document is confidential and proprietary to SiTime Corporation. Unauthorized reproduction or distribution is prohibited.

	Title:	Performance Report SiT2025B, 133MHz		
	Type:	Performance report	Rev:	1.0
	Orig:		Date:	Nov 24, 2014

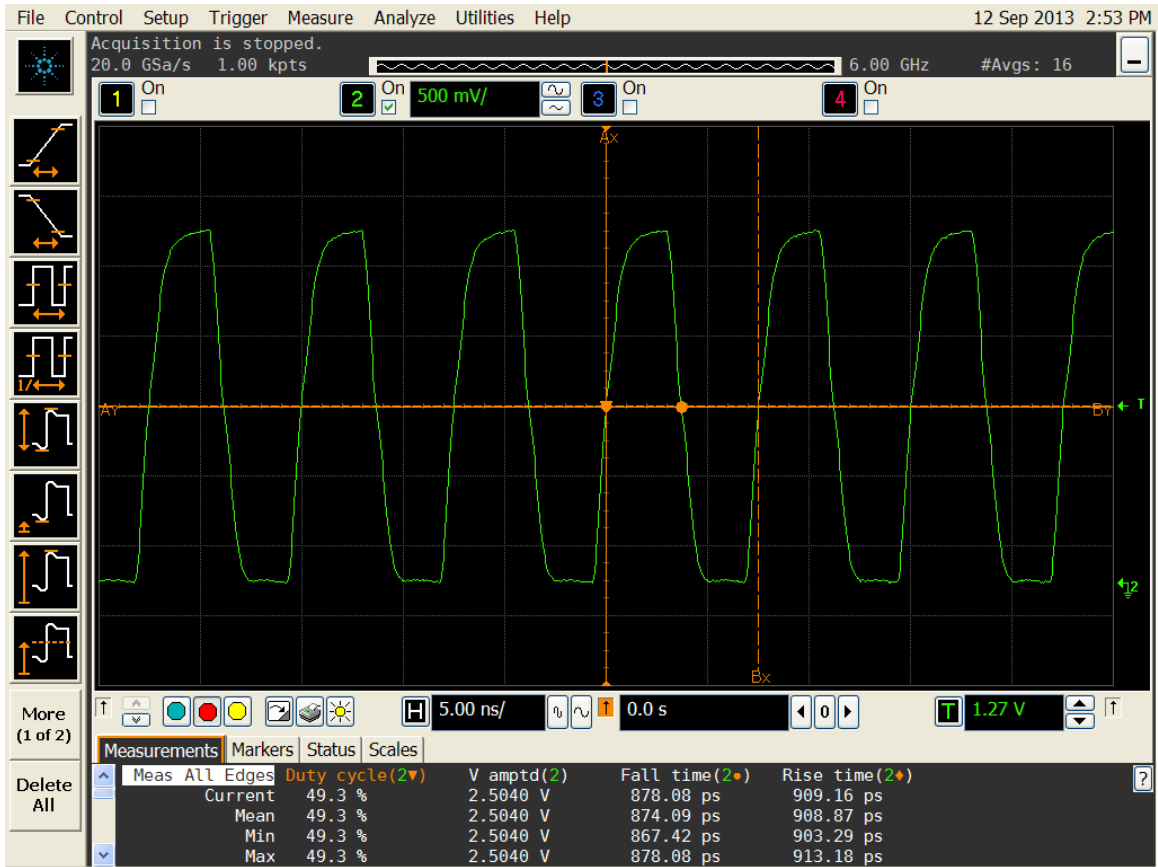



Figure 2. Duty cycle, Rise/Fall time and Amplitude 2.5V

	Title:	Performance Report SiT2025B, 133MHz		
	Type:	Performance report	Rev:	1.0
	Orig:		Date:	Nov 24, 2014

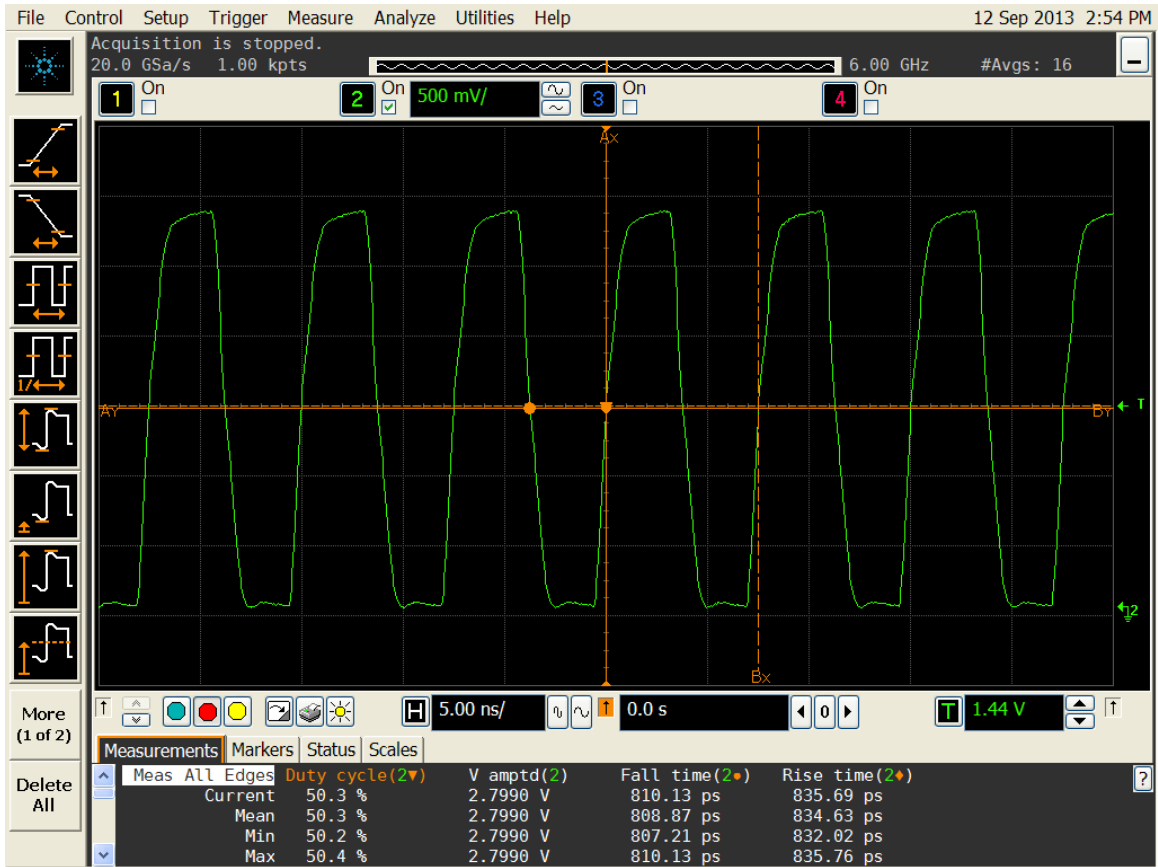



Figure 3. Duty cycle, Rise/Fall time and Amplitude 2.8V

The information contained in this document is confidential and proprietary to SiTime Corporation. Unauthorized reproduction or distribution is prohibited.

	Title:	Performance Report SiT2025B, 133MHz		
	Type:	Performance report	Rev:	1.0
	Orig:		Date:	Nov 24, 2014

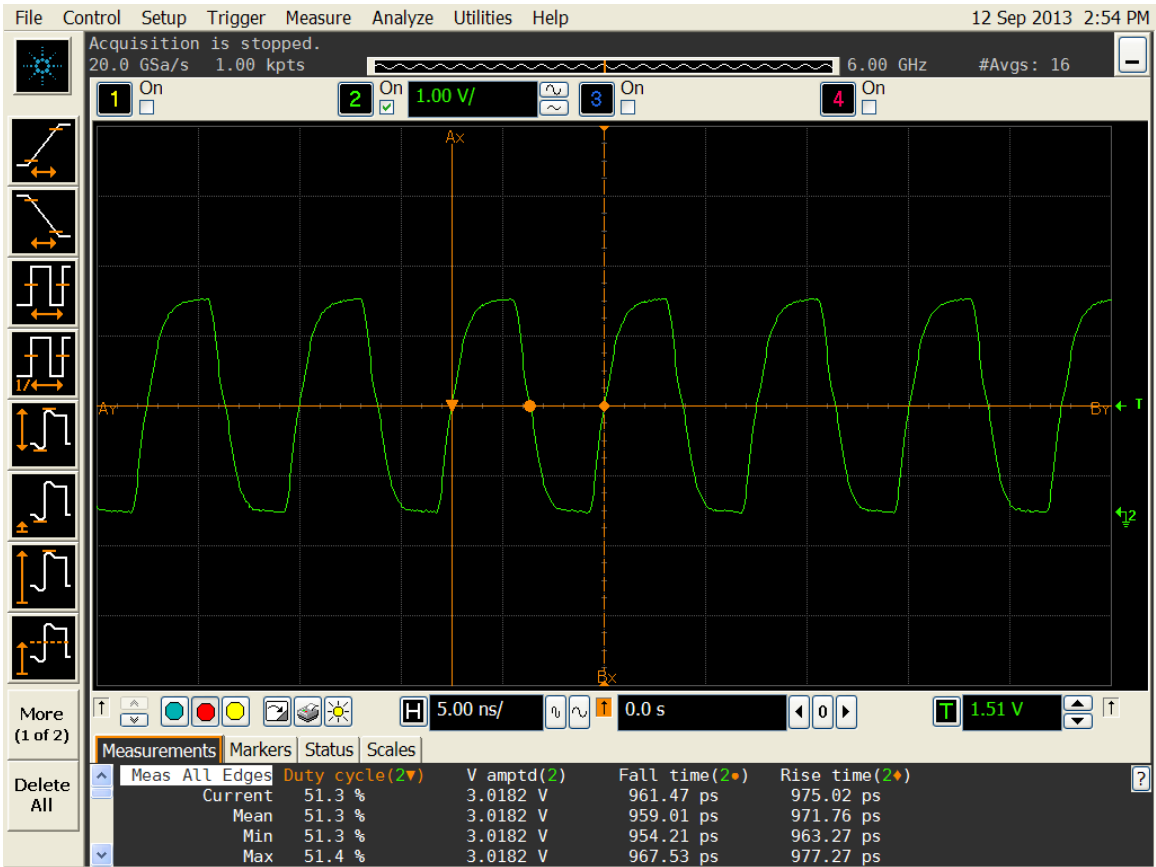



Figure 4. Duty cycle, Rise/Fall time and Amplitude 3.0V

	Title:	Performance Report SiT2025B, 133MHz		
	Type:	Performance report	Rev:	1.0
	Orig:		Date:	Nov 24, 2014

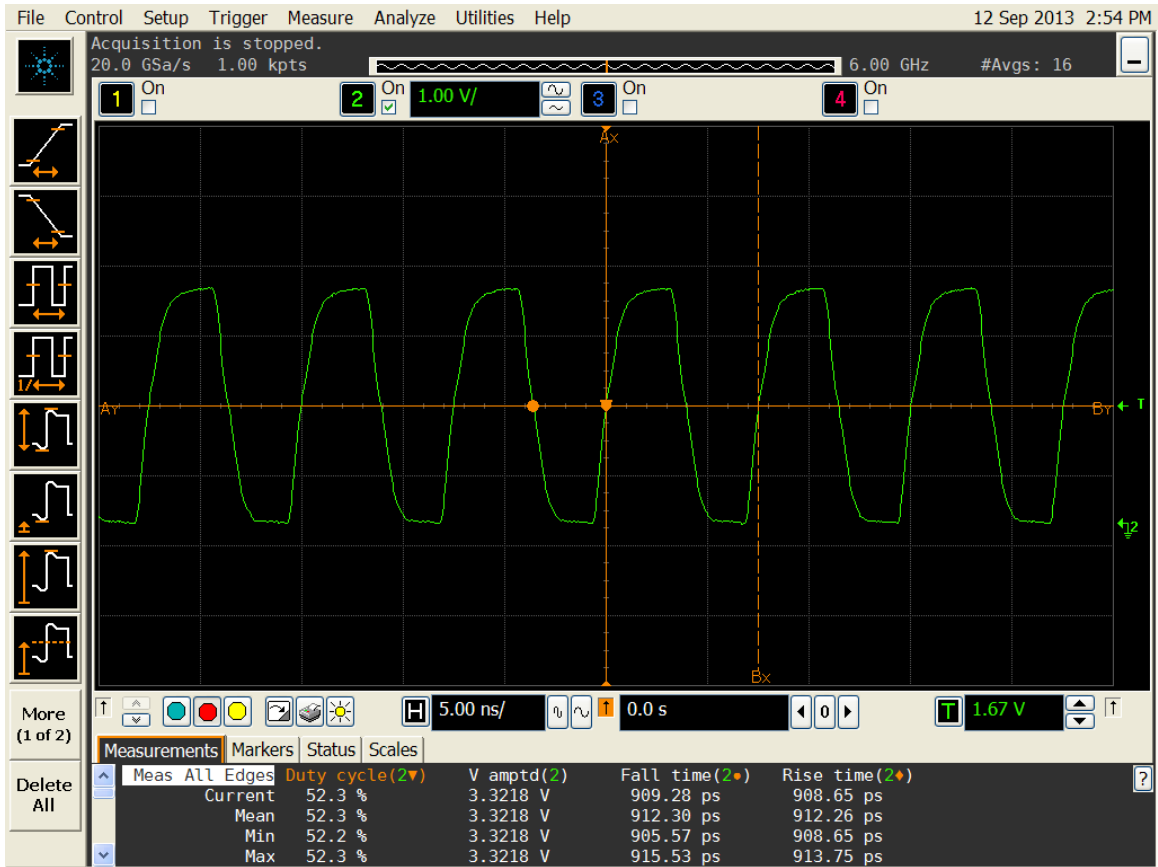


Figure 5. Duty cycle, Rise/Fall time and Amplitude 3.3V

SiTime™	Title:	Performance Report SiT2025B, 133MHz		
	Type:	Performance report	Rev:	1.0
	Orig:		Date:	Nov 24, 2014

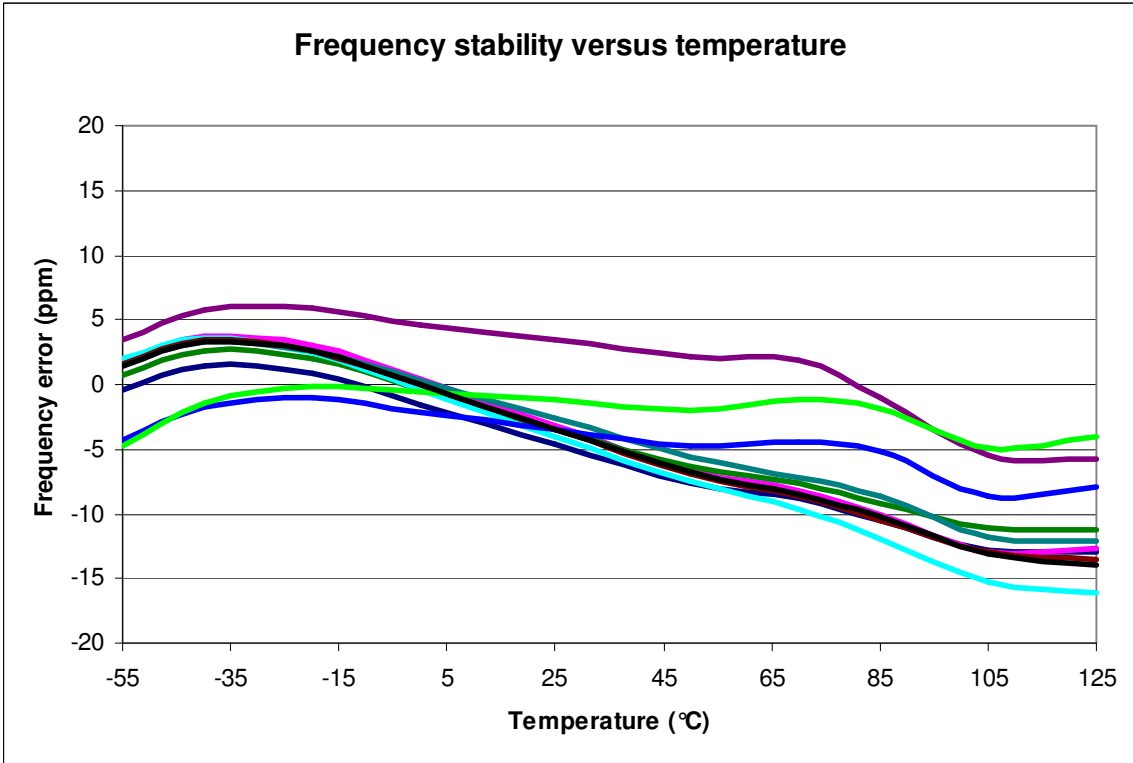


Figure 6. Frequency stability* versus temperature

*Please note that frequency stability in SiTime devices is not depended on output frequency.

The information contained in this document is confidential and proprietary to SiTime Corporation. Unauthorized reproduction or distribution is prohibited.