	Title:	Performance Report SiT2024B, 50MHz			
	Type:	Performance report	Rev:	1.0	
	Orig:		Date:	Nov 19, 2014	

This report contains sample performance data for SiT2024B-50MHz.

Conditions:

- Frequency 50 MHz
- Vdd 1.8V, 2.5V, 2.8V, 3.0V, 3.3V
- Temperature 25°C
- Termination:
 - o No load for IDD
 - o 50Ω to GND for phase noise
 - o 15pF for other tests

Equipment:


- Agilent DSA90604 oscilloscope (6GHz, 20Gsps)
 - o Period jitter, waveform, rise/fall time, duty cycle, amplitude
- Agilent E5052B Signal Source Analyzer
 - o Phase noise, integrated phase jitter
- Power supply current
 - o Agilent 34401A DMM

Data:

- Random Phase jitter, Period Jitter, Duty cycle, Rise/Fall time, Amplitude, Idd
- Output waveforms
- Frequency stability versus temperature

Table 1. Performance data

Parameter	Units	Voltage				
		1.8 V	2.5 V	2.8 V	3.0 V	3.3 V
Random Phase jitter (900kHz - 20MHz)	ps, rms	0.61	0.65	0.64	0.65	0.64
Random Phase jitter (12kHz - 20MHz)	ps, rms	1.31	1.32	1.31	1.32	1.32
Period jitter	ps, rms	2.29	1.51	1.41	1.43	1.37
Period jitter (10,000 cycles)	ps, pk-pk	14.2	11.8	11.2	11.1	10.8
Duty cycle	%	49.9	49.9	50.3	50.6	50.9
Rise time (20% - 80%)	ns	1.22	0.99	0.90	0.95	0.90
Fall time (80% - 20%)	ns	1.25	0.96	0.89	0.95	0.91
Amplitude	V	1.76	2.45	2.74	2.97	3.27
Current consumption (no load, output enabled)	mA	3.90	4.13	4.23	4.28	4.41
Current consumption (no load, output disabled)	mA	3.41	3.48	3.53	3.57	3.65

	Title:	Performance Report SiT2024B, 50MHz		
	Type:	Performance report	Rev:	1.0
	Orig:		Date:	Nov 19, 2014

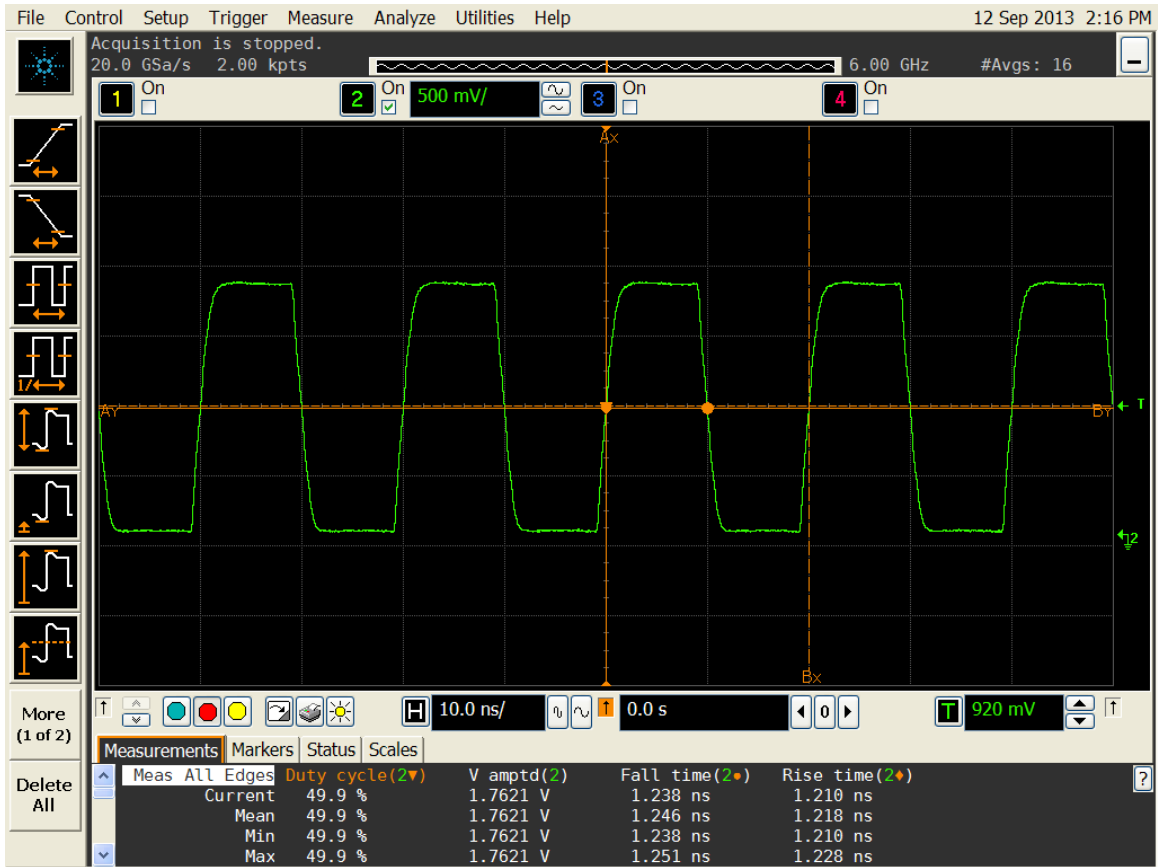


Figure 1. Duty cycle, Rise/Fall time and Amplitude 1.8V



	Title:	Performance Report SiT2024B, 50MHz		
	Type:	Performance report	Rev:	1.0
	Orig:		Date:	Nov 19, 2014



Figure 2. Duty cycle, Rise/Fall time and Amplitude 2.5V

	Title:	Performance Report SiT2024B, 50MHz		
	Type:	Performance report	Rev:	1.0
	Orig:		Date:	Nov 19, 2014

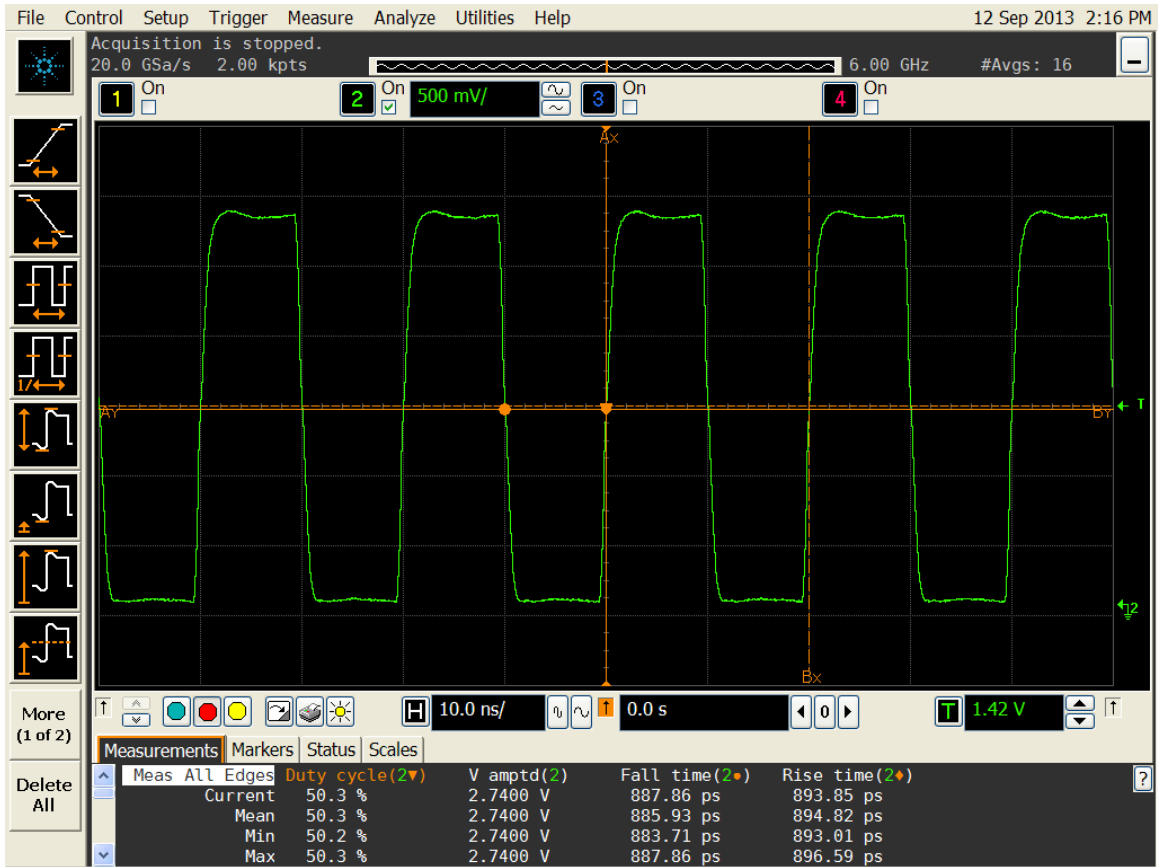



Figure 3. Duty cycle, Rise/Fall time and Amplitude 2.8V

The information contained in this document is confidential and proprietary to SiTime Corporation. Unauthorized reproduction or distribution is prohibited.

	Title:	Performance Report SiT2024B, 50MHz		
	Type:	Performance report	Rev:	1.0
	Orig:		Date:	Nov 19, 2014

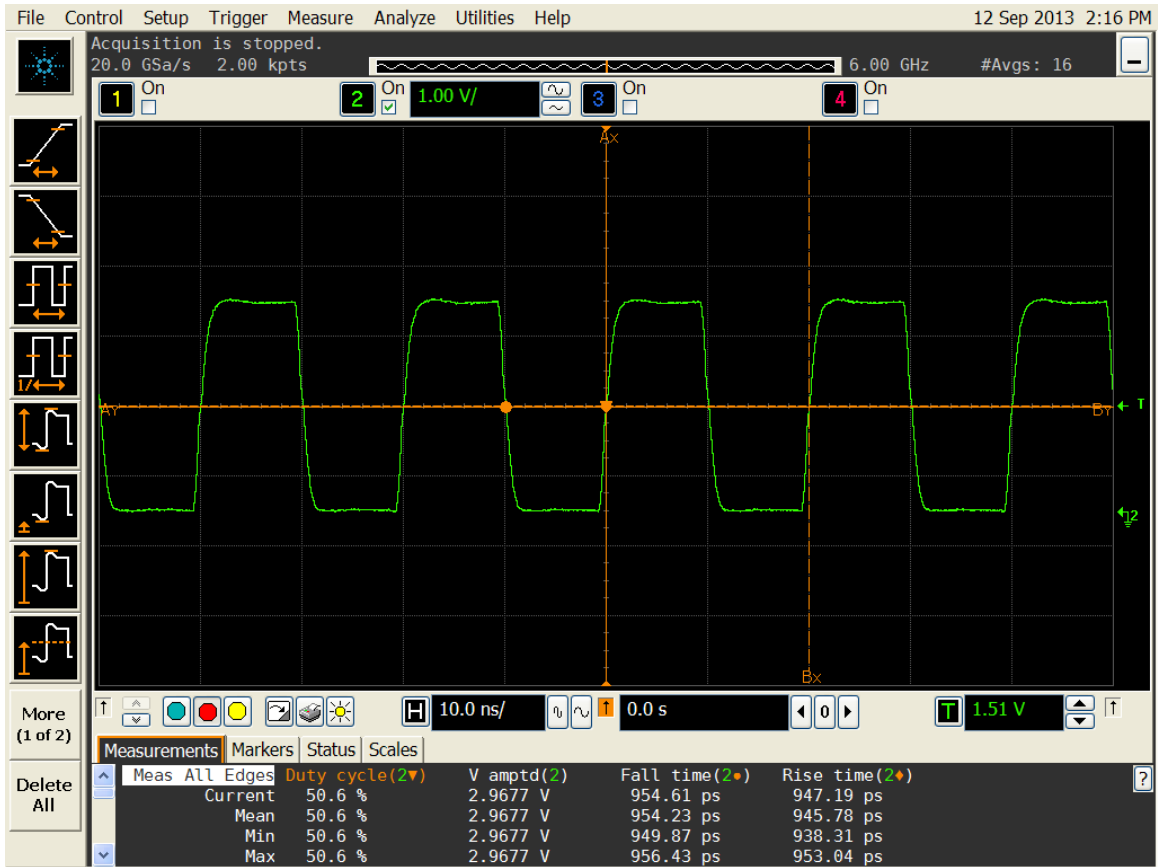



Figure 4. Duty cycle, Rise/Fall time and Amplitude 3.0V

	Title:	Performance Report SiT2024B, 50MHz		
	Type:	Performance report	Rev:	1.0
	Orig:		Date:	Nov 19, 2014

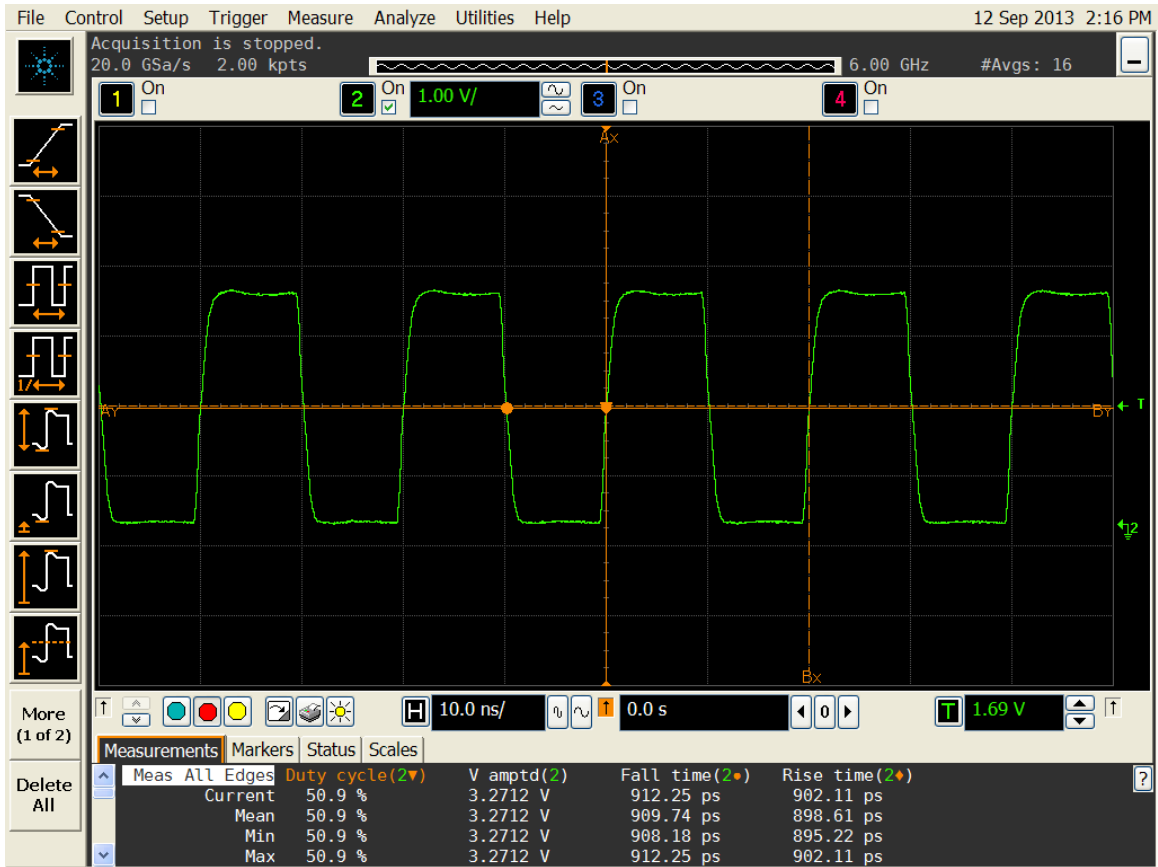


Figure 5. Duty cycle, Rise/Fall time and Amplitude 3.3V

SiTime™	Title:	Performance Report SiT2024B, 50MHz		
	Type:	Performance report	Rev:	1.0
	Orig:		Date:	Nov 19, 2014



Figure 6. Frequency stability* versus temperature

*Please note that frequency stability in SiTime devices is not depended on output frequency.