	Title:	Performance Report SiT2024B, 40MHz			
	Type:	Performance report	Rev:	1.0	
	Orig:		Date:	Nov 24, 2014	

This report contains sample performance data for SiT2024B-40MHz.

Conditions:

- Frequency 40 MHz
- Vdd 1.8V, 2.5V, 2.8V, 3.0V, 3.3V
- Temperature 25°C
- Termination:
 - o No load for IDD
 - o 50Ω to GND for phase noise
 - o 15pF for other tests

Equipment:


- Agilent DSA90604 oscilloscope (6GHz, 20Gsps)
 - o Period jitter, waveform, rise/fall time, duty cycle, amplitude
- Agilent E5052B Signal Source Analyzer
 - o Phase noise, integrated phase jitter
- Power supply current
 - o Agilent 34401A DMM

Data:

- Random Phase jitter, Period Jitter, Duty cycle, Rise/Fall time, Amplitude, Idd
- Output waveforms
- Frequency stability versus temperature

Table 1. Performance data

Parameter	Units	Voltage				
		1.8 V	2.5 V	2.8 V	3.0 V	3.3 V
Random Phase jitter (900kHz - 20MHz)	ps, rms	0.69	0.71	0.70	0.70	0.70
Random Phase jitter (12kHz - 20MHz)	ps, rms	1.47	1.45	1.44	1.44	1.43
Period jitter	ps, rms	2.33	1.77	1.67	1.63	1.61
Period jitter (10,000 cycles)	ps, pk-pk	16.6	12.9	12.3	12.2	11.8
Duty cycle	%	49.9	49.9	50.2	50.5	50.7
Rise time (20% - 80%)	ns	1.22	0.98	0.91	0.96	0.90
Fall time (80% - 20%)	ns	1.24	0.96	0.89	0.96	0.91
Amplitude	V	1.76	2.44	2.77	2.98	3.29
Current consumption (no load, output enabled)	mA	3.82	4.01	4.10	4.14	4.25
Current consumption (no load, output disabled)	mA	3.44	3.51	3.56	3.60	3.68

	Title:	Performance Report SiT2024B, 40MHz		
	Type:	Performance report	Rev:	1.0
	Orig:		Date:	Nov 24, 2014

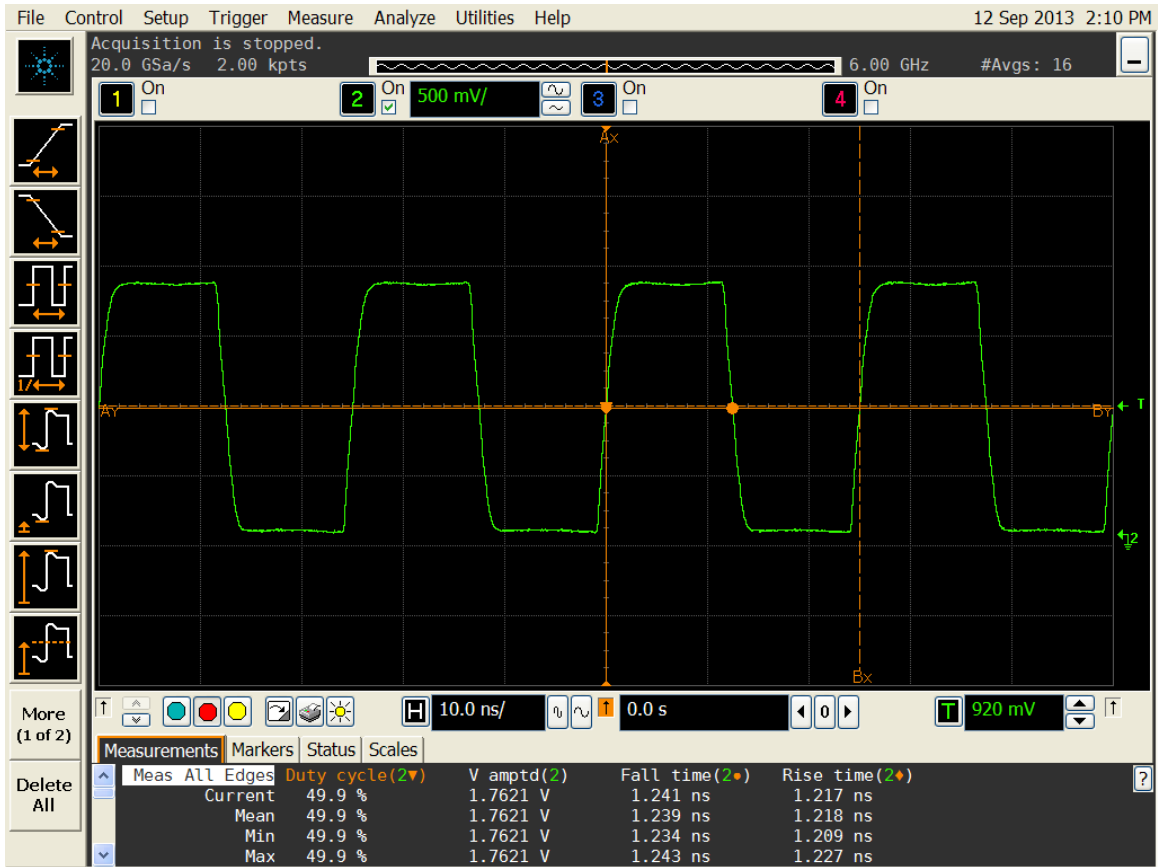



Figure 1. Duty cycle, Rise/Fall time and Amplitude 1.8V

	Title:	Performance Report SiT2024B, 40MHz		
	Type:	Performance report	Rev:	1.0
	Orig:		Date:	Nov 24, 2014

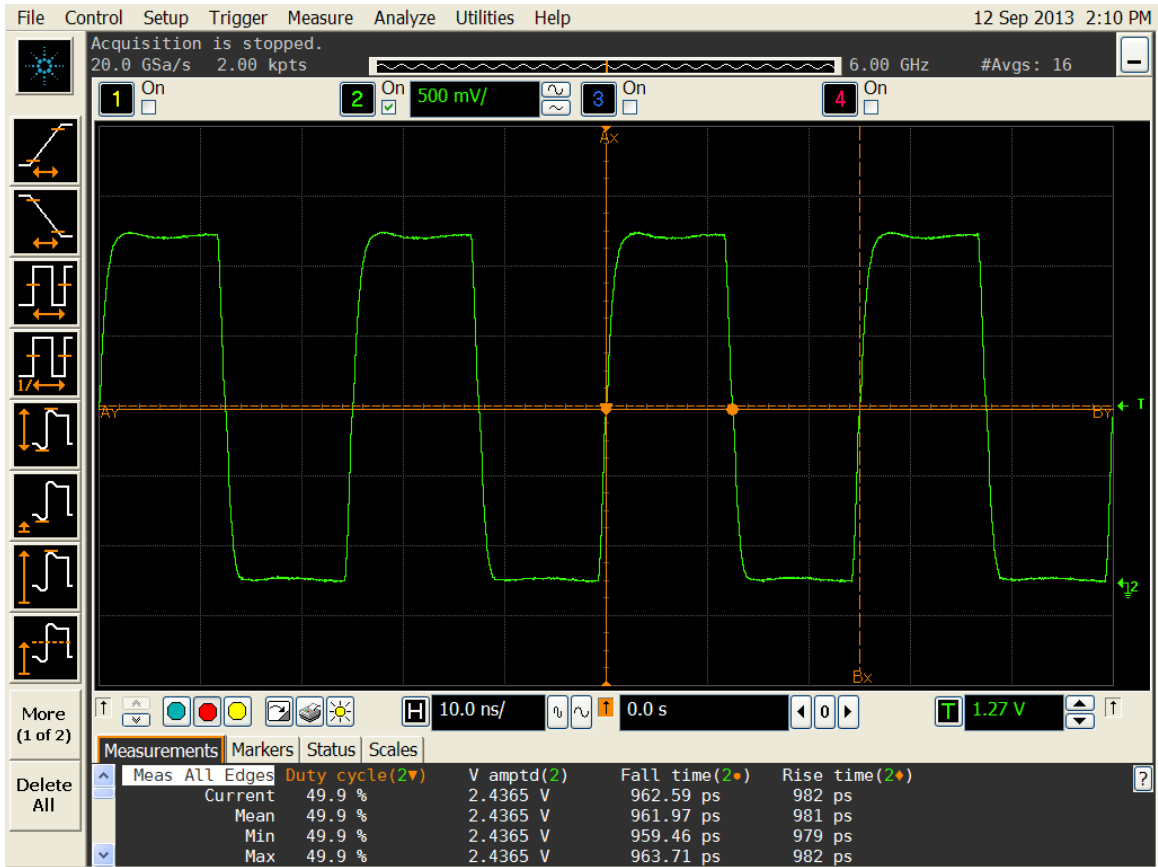



Figure 2. Duty cycle, Rise/Fall time and Amplitude 2.5V

	Title:	Performance Report SiT2024B, 40MHz		
	Type:	Performance report	Rev:	1.0
	Orig:		Date:	Nov 24, 2014

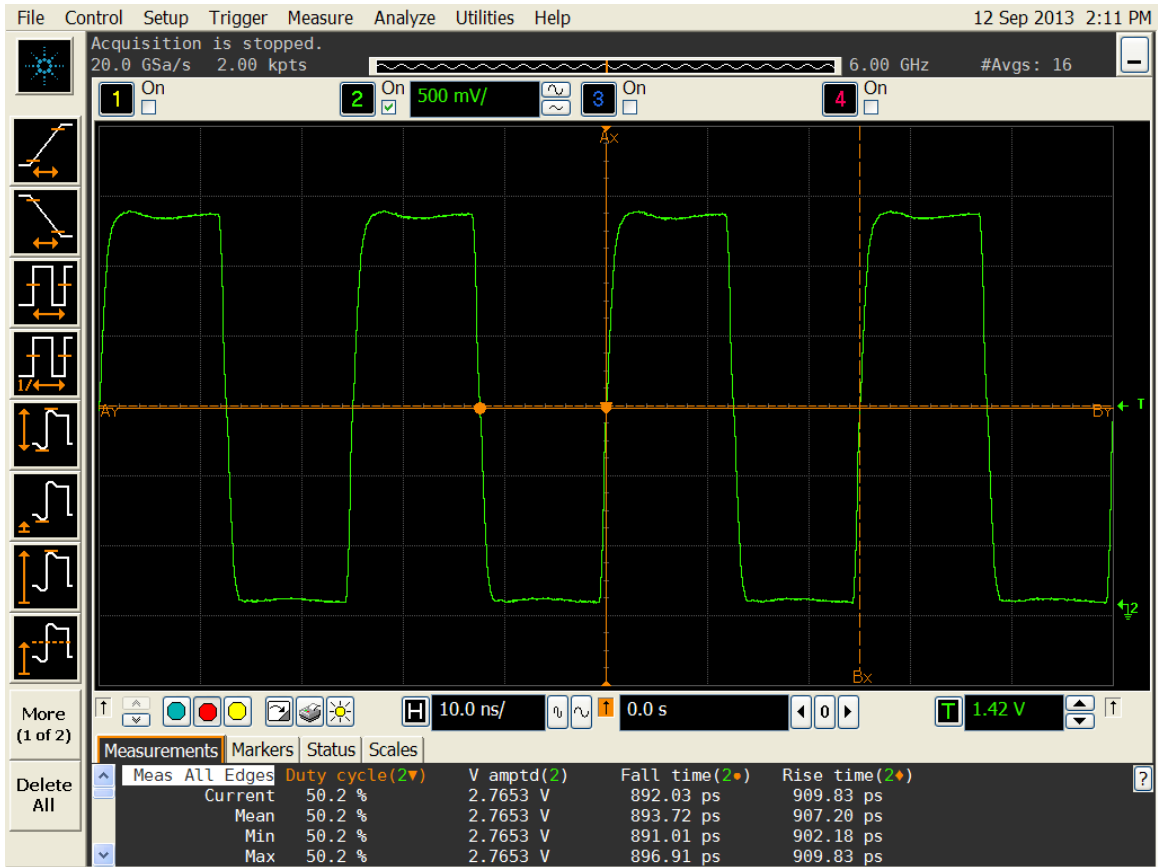



Figure 3. Duty cycle, Rise/Fall time and Amplitude 2.8V

	Title:	Performance Report SiT2024B, 40MHz		
	Type:	Performance report	Rev:	1.0
	Orig:		Date:	Nov 24, 2014

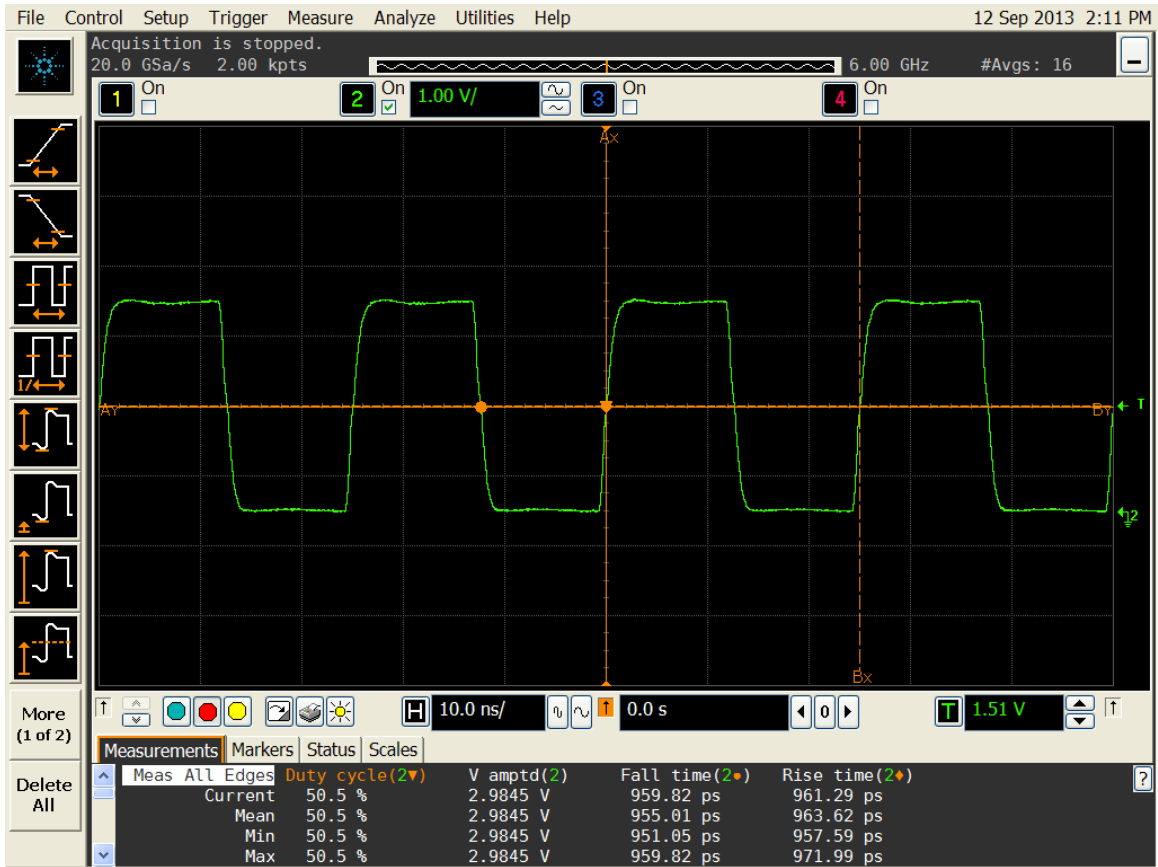



Figure 4. Duty cycle, Rise/Fall time and Amplitude 3.0V

	Title:	Performance Report SiT2024B, 40MHz		
	Type:	Performance report	Rev:	1.0
	Orig:		Date:	Nov 24, 2014

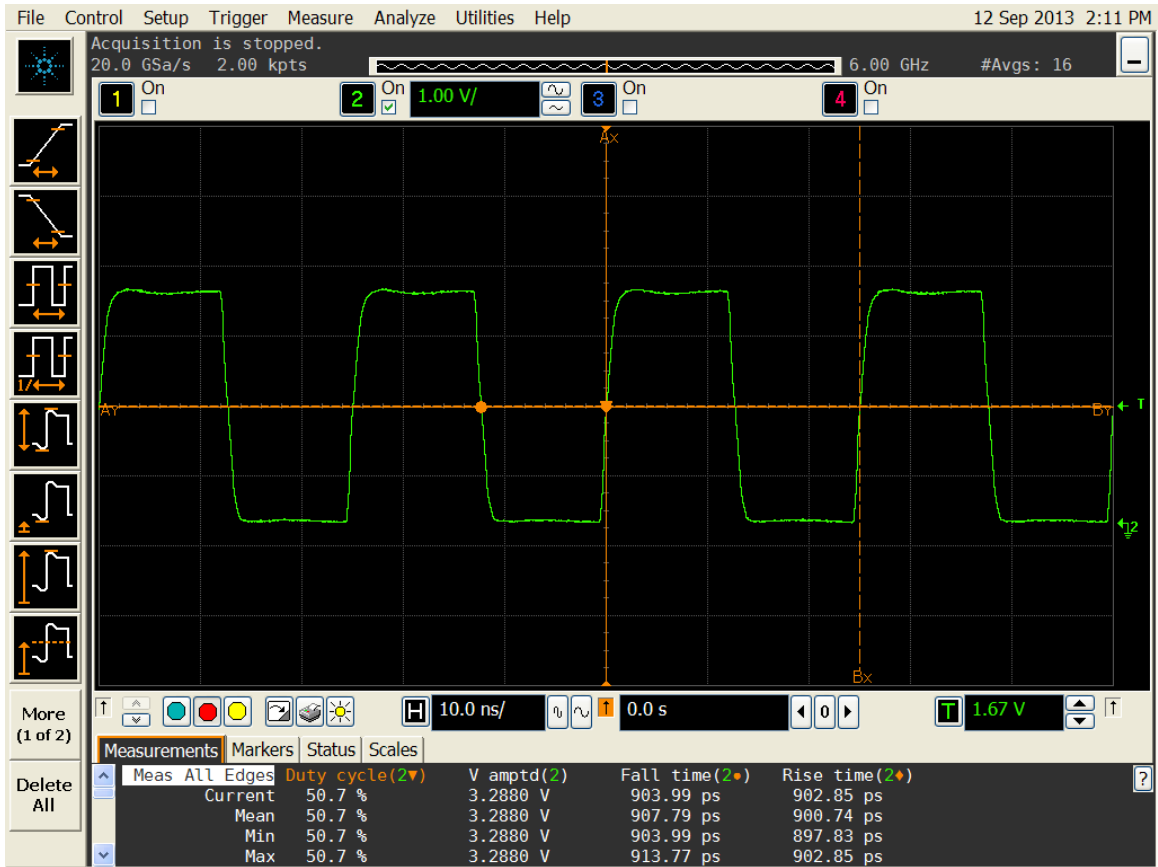


Figure 5. Duty cycle, Rise/Fall time and Amplitude 3.3V

SiTime™	Title:	Performance Report SiT2024B, 40MHz		
	Type:	Performance report	Rev:	1.0
	Orig:		Date:	Nov 24, 2014

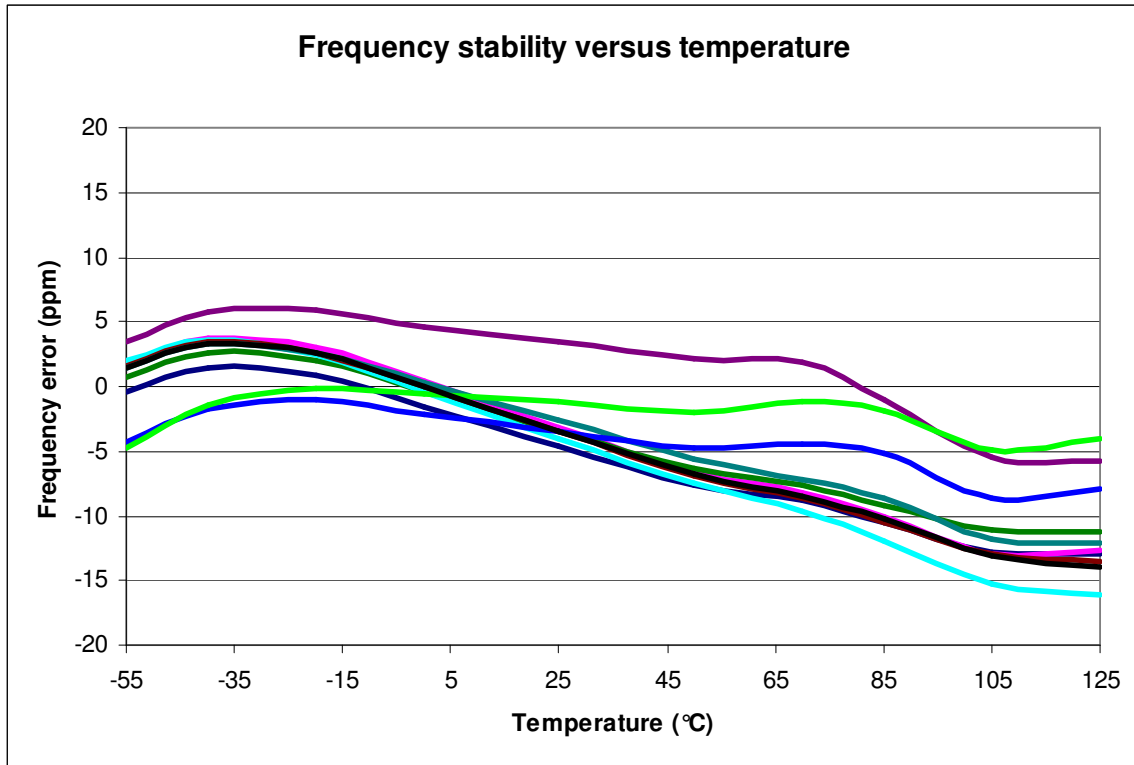


Figure 6. Frequency stability* versus temperature

*Please note that frequency stability in SiTime devices is not depended on output frequency.