	<b>Title:</b>	<b>Performance Report SiT2020B, 22.1184MHz</b>			
	<b>Type:</b>	<b>Performance report</b>	<b>Rev:</b>	<b>1.0</b>	
	<b>Orig:</b>		<b>Date:</b>	<b>Nov 21, 2014</b>	

**This report contains sample performance data for SiT2020B-22.1184MHz.**

**Conditions:**

- Frequency 22.1184 MHz
- Vdd 1.8V, 2.5V, 2.8V, 3.0V, 3.3V
- Temperature 25 °C
- Termination:
  - o No load for IDD
  - o 50Ω to GND for phase noise
  - o 15pF for other tests

**Equipment:**

- Agilent DSA90604 oscilloscope (6GHz, 20Gsps)
  - o Period jitter, waveform, rise/fall time, duty cycle, amplitude
- Agilent E5052B Signal Source Analyzer
  - o Phase noise, integrated phase jitter
- Power supply current
  - o Agilent 34401A DMM

**Data:**

- Random Phase jitter, Period Jitter, Duty cycle, Rise/Fall time, Amplitude, Idd
- Output waveforms
- Frequency stability versus temperature

Table 1. Performance data

Parameter	Units	Voltage				
		1.8 V	2.5 V	2.8 V	3.0 V	3.3 V
Random Phase jitter (900kHz - 5MHz)	ps, rms	0.50	0.54	0.55	0.55	0.55
Random Phase jitter (12kHz - 5MHz)	ps, rms	1.32	1.37	1.38	1.38	1.37
Random Phase jitter (900kHz – 20MHz)*	ps, rms	0.81	0.88	0.88	0.88	0.89
Random Phase jitter (12kHz – 20MHz)*	ps, rms	1.46	1.53	1.54	1.54	1.53
Period jitter	ps, rms	2.71	1.86	1.74	1.67	1.65
Period jitter (10,000 cycles)	ps, pk-pk	18.5	13.9	13.0	12.8	12.6
Duty cycle	%	50.0	49.9	50.1	50.3	50.4
Rise time (20% - 80%)	ns	1.23	1.00	0.91	0.97	0.91
Fall time (80% - 20%)	ns	1.25	0.98	0.89	0.97	0.92
Amplitude	V	1.78	2.48	2.77	3.00	3.30
Current consumption (no load, output enabled)	mA	3.65	3.78	3.84	3.86	3.93
Current consumption (no load, output disabled)	mA	3.47	3.54	3.59	3.63	3.71

\*Calculated by extending the noise floor of the phase noise from 5 MHz to 20 MHz



	<b>Title:</b>	Performance Report SiT2020B, 22.1184MHz		
	<b>Type:</b>	Performance report	<b>Rev:</b>	1.0
	<b>Orig:</b>		<b>Date:</b>	Nov 21, 2014



Figure 1. Duty cycle, Rise/Fall time and Amplitude 1.8V

The information contained in this document is confidential and proprietary to SiTime Corporation. Unauthorized reproduction or distribution is prohibited.

	<b>Title:</b>	Performance Report SiT2020B, 22.1184MHz		
	<b>Type:</b>	Performance report	<b>Rev:</b>	1.0
	<b>Orig:</b>		<b>Date:</b>	Nov 21, 2014

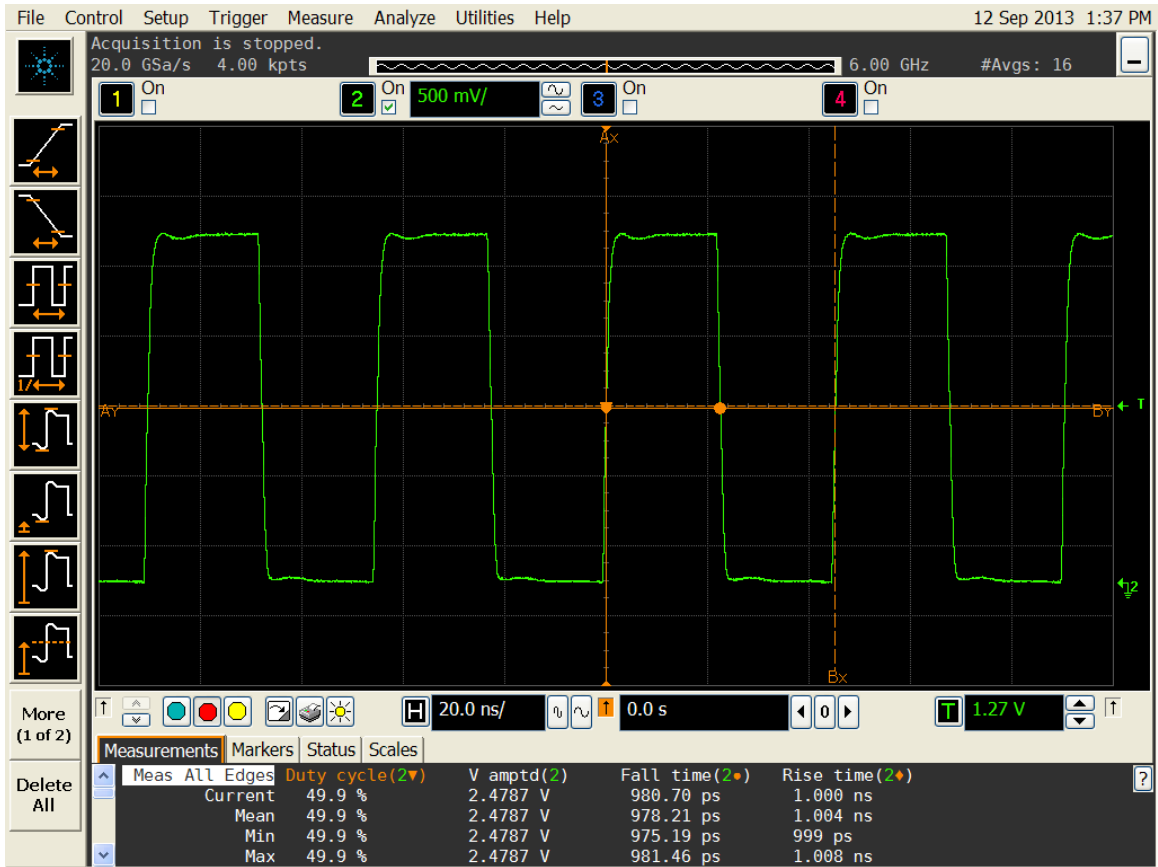


Figure 2. Duty cycle, Rise/Fall time and Amplitude 2.5V

The information contained in this document is confidential and proprietary to SiTime Corporation. Unauthorized reproduction or distribution is prohibited.

<b>SiTime™</b>	<b>Title:</b>	<b>Performance Report SiT2020B, 22.1184MHz</b>	
	<b>Type:</b>	<b>Performance report</b>	<b>Rev: 1.0</b>
	<b>Orig:</b>		<b>Date: Nov 21, 2014</b>

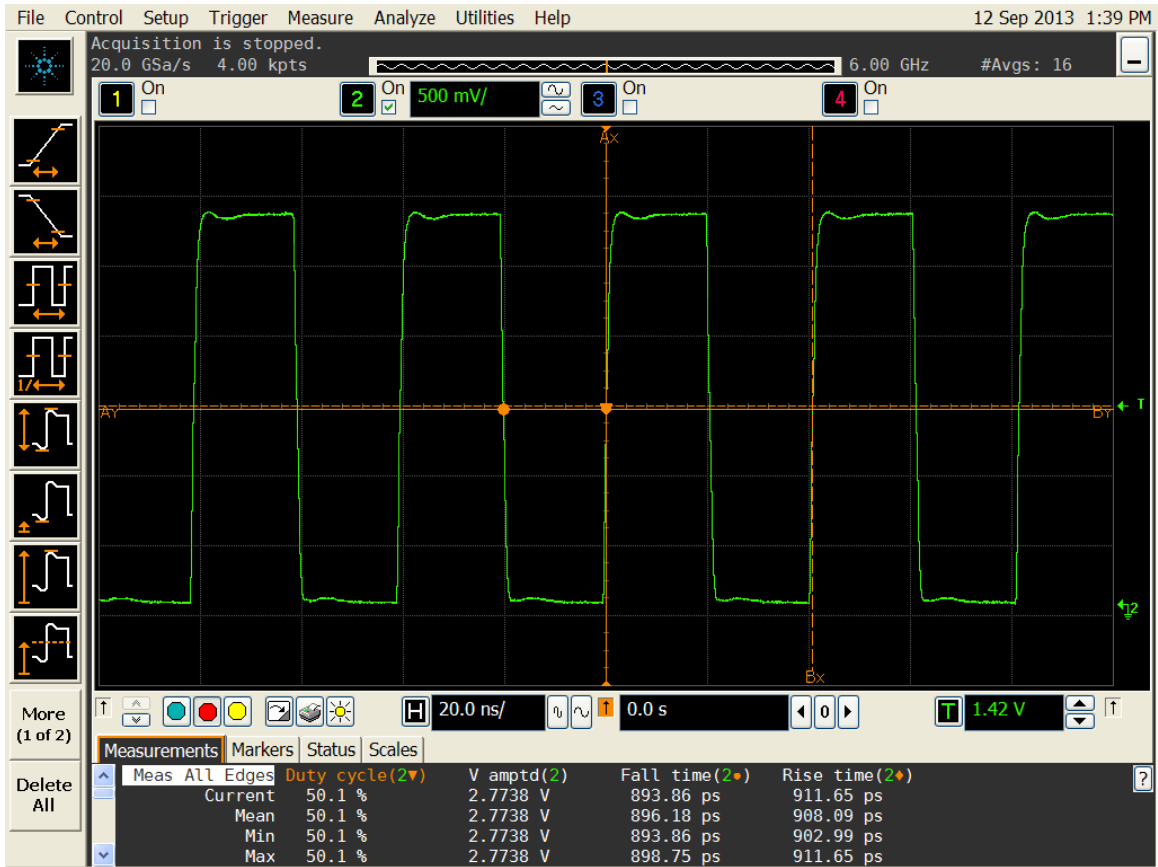



Figure 3. Duty cycle, Rise/Fall time and Amplitude 2.8V

The information contained in this document is confidential and proprietary to SiTime Corporation. Unauthorized reproduction or distribution is prohibited.

	<b>Title:</b>	Performance Report SiT2020B, 22.1184MHz		
	<b>Type:</b>	Performance report	<b>Rev:</b>	1.0
	<b>Orig:</b>		<b>Date:</b>	Nov 21, 2014

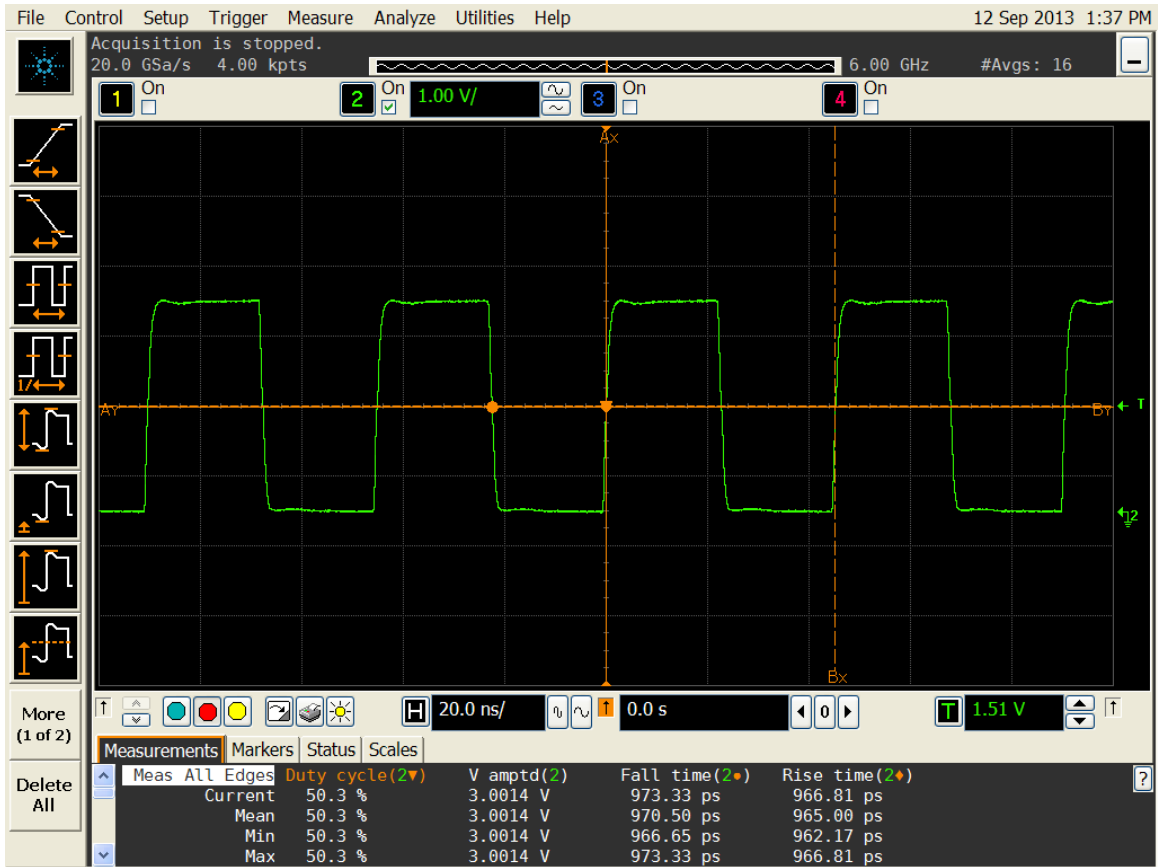



Figure 4. Duty cycle, Rise/Fall time and Amplitude 3.0V

	<b>Title:</b>	Performance Report SiT2020B, 22.1184MHz		
	<b>Type:</b>	Performance report	<b>Rev:</b>	1.0
	<b>Orig:</b>		<b>Date:</b>	Nov 21, 2014

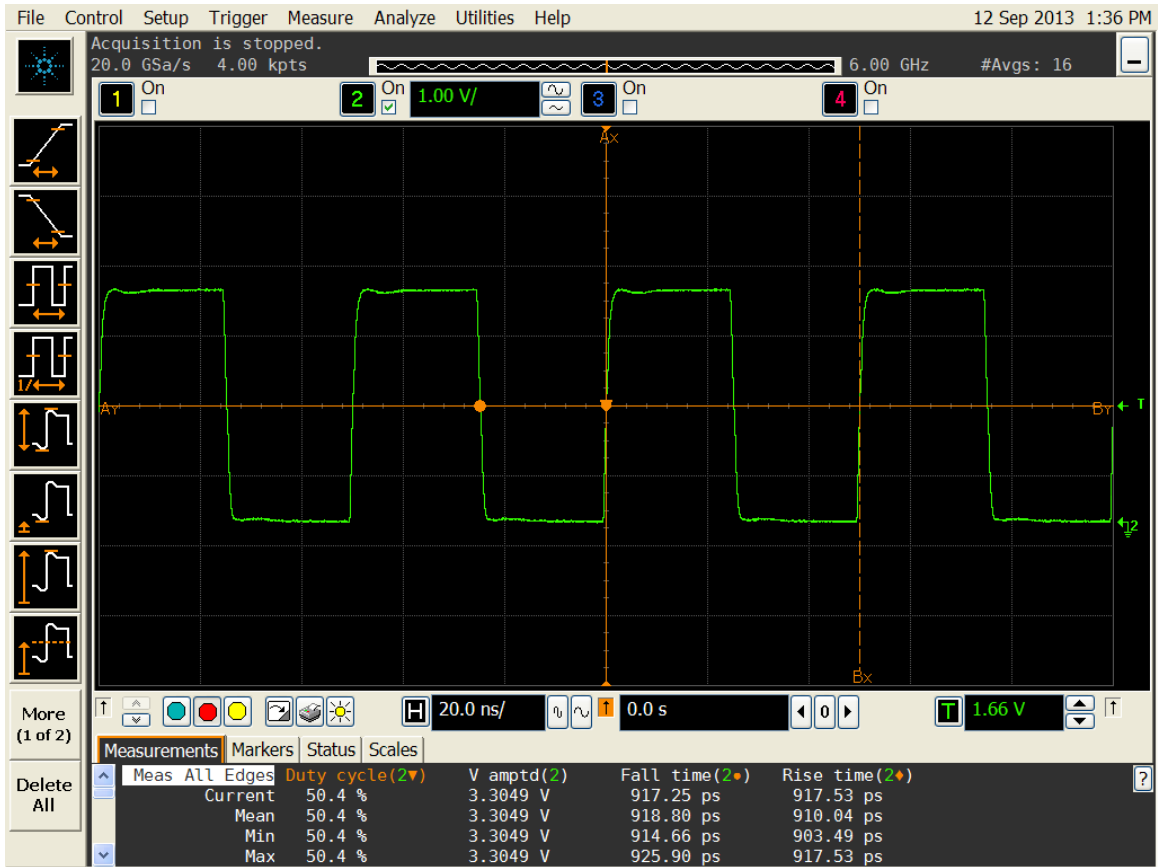


Figure 5. Duty cycle, Rise/Fall time and Amplitude 3.3V

<b>SiTime™</b>	<b>Title:</b>	<b>Performance Report SiT2020B, 22.1184MHz</b>		
	<b>Type:</b>	<b>Performance report</b>	<b>Rev:</b>	<b>1.0</b>
	<b>Orig:</b>		<b>Date:</b>	<b>Nov 21, 2014</b>

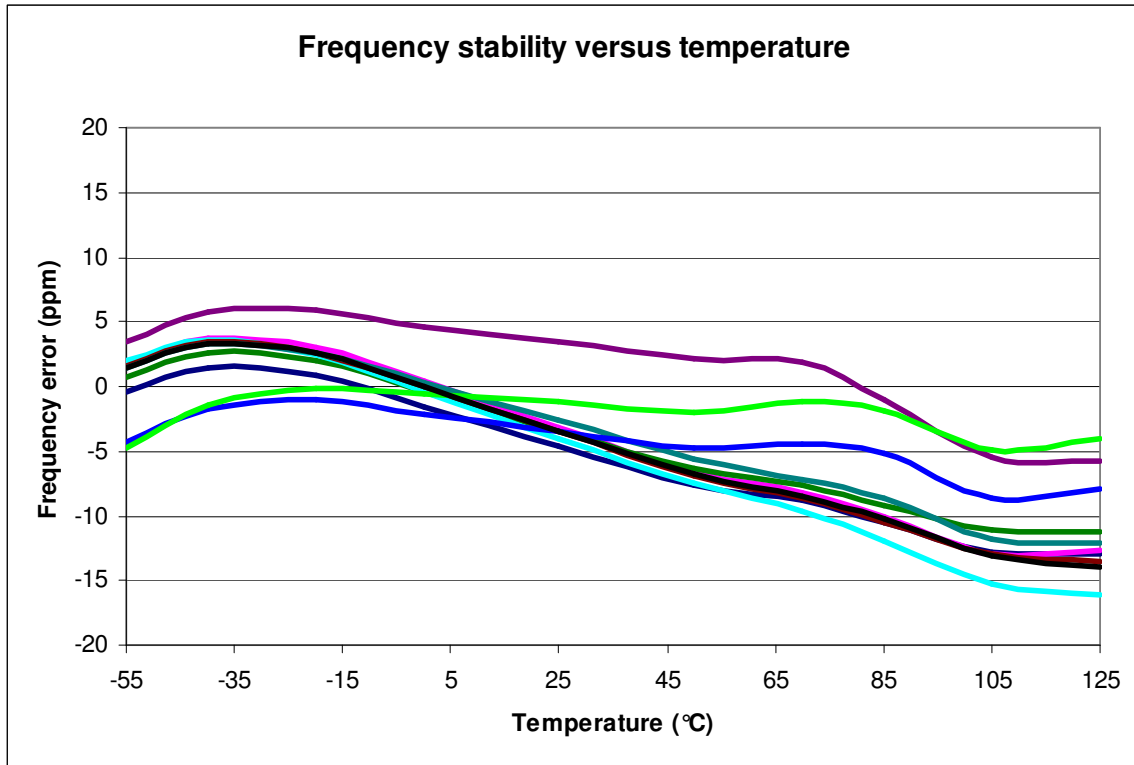


Figure 6. Frequency stability\* versus temperature

\*Please note that frequency stability in SiTime devices is not depended on output frequency.