	Title:	Performance Report SiT2018B, 25MHz			
	Type:	Performance report	Rev:	1.0	
	Orig:		Date:	Nov 19, 2014	

This report contains sample performance data for SiT2018B-25MHz.

Conditions:

- Frequency 25 MHz
- Vdd 1.8V, 2.5V, 2.8V, 3.0V, 3.3V
- Temperature 25 °C
- Termination:
 - o No load for IDD
 - o 50Ω to GND for phase noise
 - o 15pF for other tests

Equipment:

- Agilent DSA90604 oscilloscope (6GHz, 20Gsps)
 - o Period jitter, waveform, rise/fall time, duty cycle, amplitude
- Agilent E5052B Signal Source Analyzer
 - o Phase noise, integrated phase jitter
- Power supply current
 - o Agilent 34401A DMM

Data:

- Random Phase jitter, Period Jitter, Duty cycle, Rise/Fall time, Amplitude, Idd
- Output waveforms
- Frequency stability versus temperature

Table 1. Performance data

Parameter	Units	Voltage				
		1.8 V	2.5 V	2.8 V	3.0 V	3.3 V
Random Phase jitter (900kHz - 5MHz)	ps, rms	0.48	0.49	0.49	0.49	0.49
Random Phase jitter (12kHz - 5MHz)	ps, rms	1.27	1.25	1.24	1.23	1.22
Random Phase jitter (900kHz - 20MHz)*	ps, rms	0.76	0.79	0.79	0.79	0.79
Random Phase jitter (12kHz - 20MHz)*	ps, rms	1.40	1.40	1.38	1.38	1.37
Period jitter	ps, rms	2.42	1.64	1.54	1.52	1.49
Period jitter (10,000 cycles)	ps, pk-pk	17.5	12.7	11.9	11.9	11.7
Duty cycle	%	49.9	49.9	50.1	50.3	50.4
Rise time (20% - 80%)	ns	1.23	1.00	0.91	0.97	0.91
Fall time (80% - 20%)	ns	1.26	0.98	0.89	0.96	0.92
Amplitude	V	1.78	2.48	2.77	3.00	3.30
Current consumption (no load, output enabled)	mA	3.59	3.72	3.79	3.82	3.88
Current consumption (no load, output disabled)	mA	3.38	3.45	3.50	3.54	3.61

*Calculated by extending the noise floor of the phase noise from 5 MHz to 20 MHz

SiTime™	Title:	Performance Report SiT2018B, 25MHz		
	Type:	Performance report	Rev:	1.0
	Orig:		Date:	Nov 19, 2014

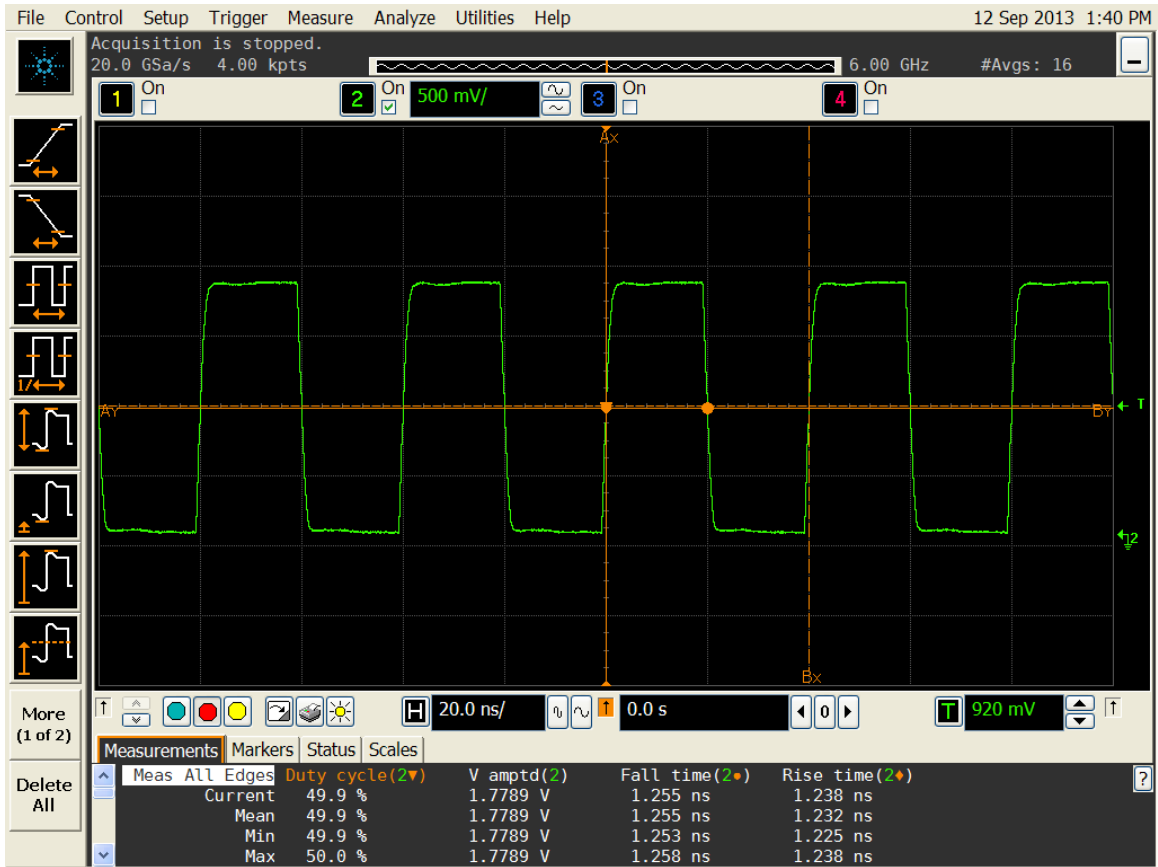



Figure 1. Duty cycle, Rise/Fall time and Amplitude 1.8V

The information contained in this document is confidential and proprietary to SiTime Corporation. Unauthorized reproduction or distribution is prohibited.

	Title:	Performance Report SiT2018B, 25MHz		
	Type:	Performance report	Rev:	1.0
	Orig:		Date:	Nov 19, 2014

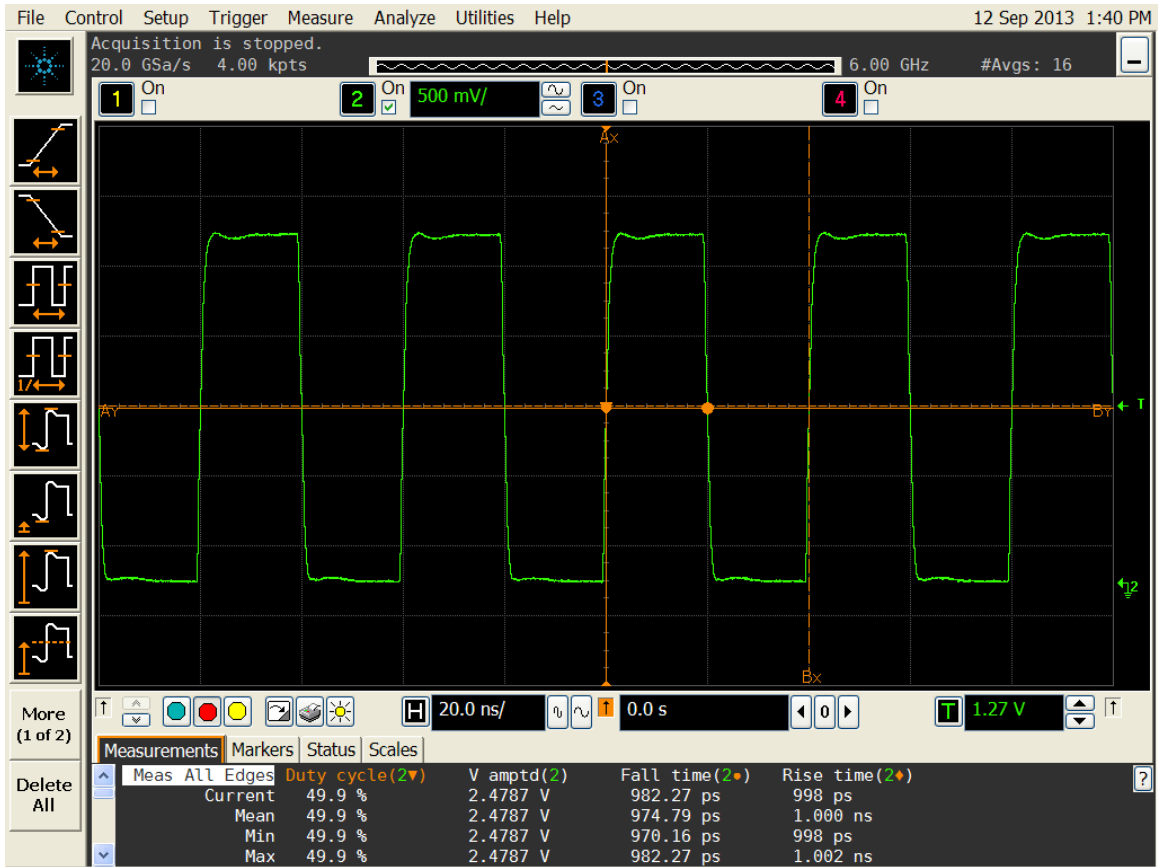



Figure 2. Duty cycle, Rise/Fall time and Amplitude 2.5V

	Title:	Performance Report SiT2018B, 25MHz		
	Type:	Performance report	Rev:	1.0
	Orig:		Date:	Nov 19, 2014

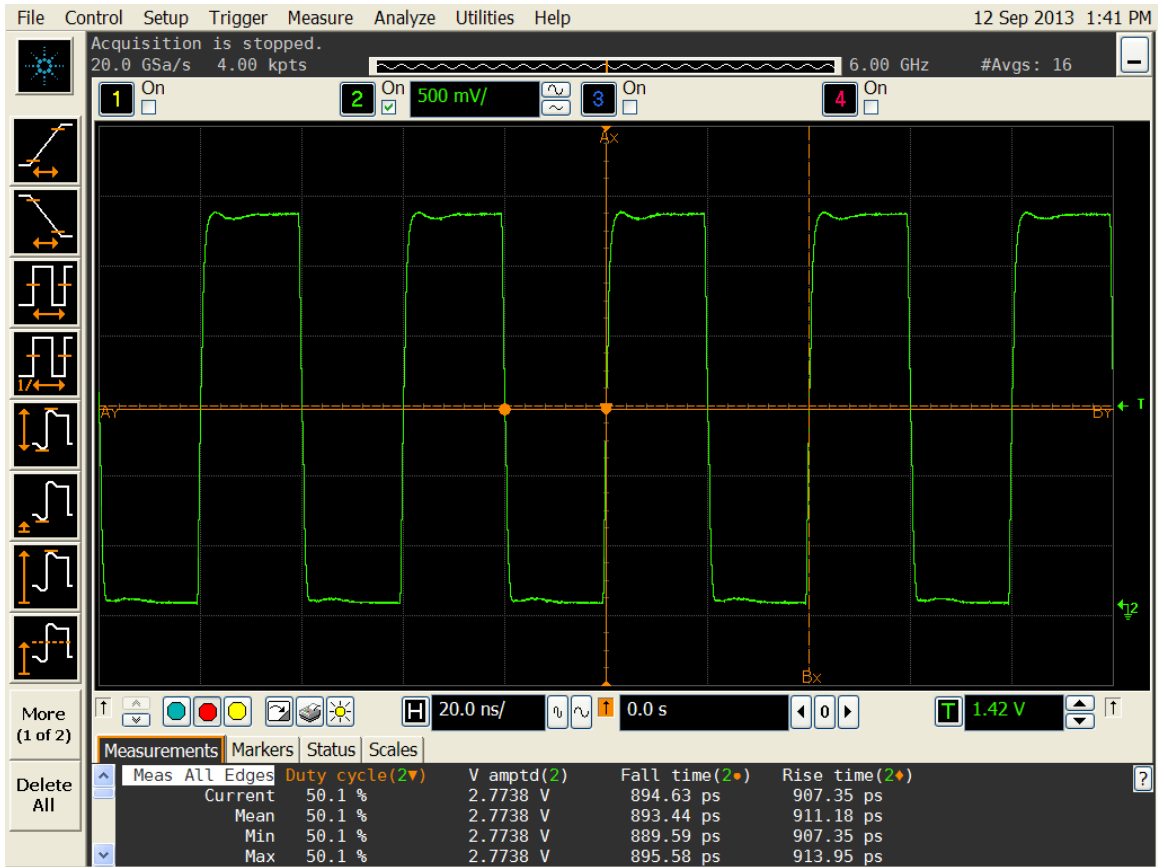


Figure 3. Duty cycle, Rise/Fall time and Amplitude 2.8V

The information contained in this document is confidential and proprietary to SiTime Corporation. Unauthorized reproduction or distribution is prohibited.



	Title:	Performance Report SiT2018B, 25MHz		
	Type:	Performance report	Rev:	1.0
	Orig:		Date:	Nov 19, 2014



Figure 4. Duty cycle, Rise/Fall time and Amplitude 3.0V

The information contained in this document is confidential and proprietary to SiTime Corporation. Unauthorized reproduction or distribution is prohibited.

	Title:	Performance Report SiT2018B, 25MHz		
	Type:	Performance report	Rev:	1.0
	Orig:		Date:	Nov 19, 2014

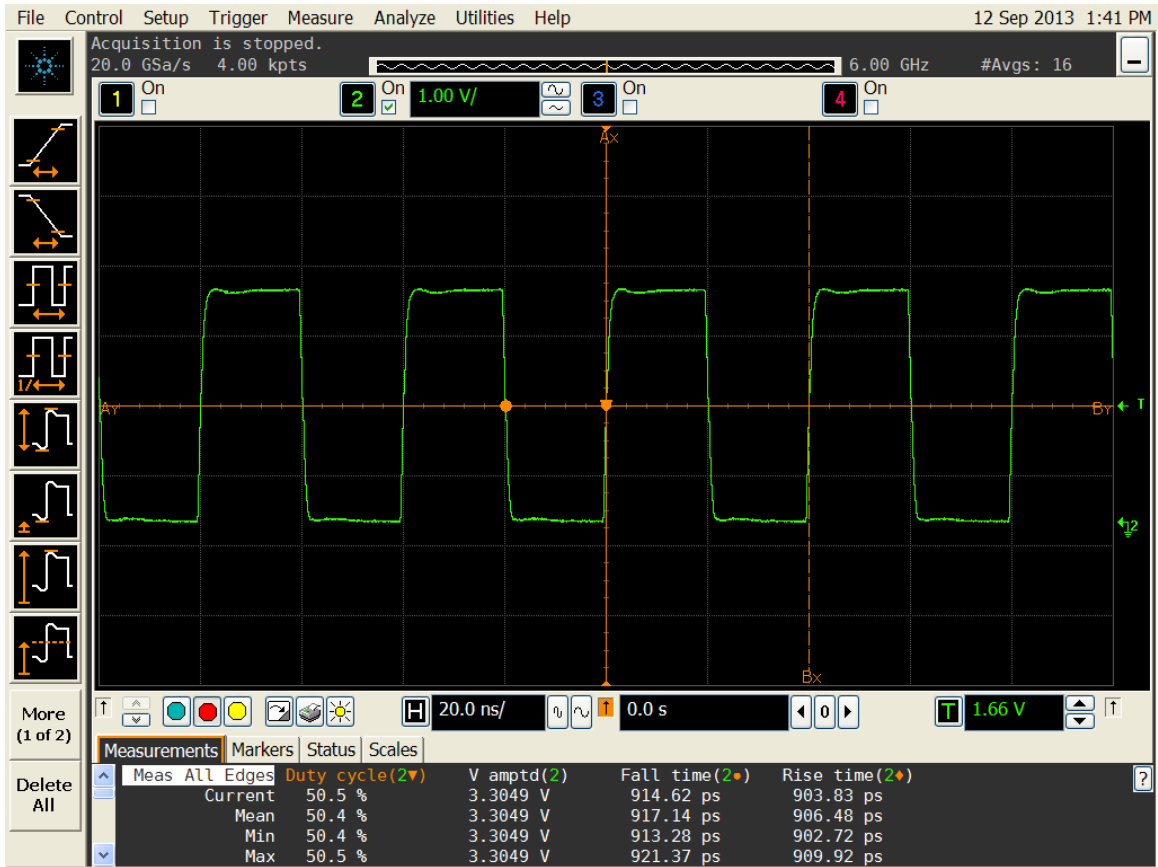


Figure 5. Duty cycle, Rise/Fall time and Amplitude 3.3V

SiTime™	Title:	Performance Report SiT2018B, 25MHz		
	Type:	Performance report	Rev:	1.0
	Orig:		Date:	Nov 19, 2014



Figure 6. Frequency stability* versus temperature

*Please note that frequency stability in SiTime devices is not depended on output frequency.