


| | | | | | |
|---|---------------|---|--------------|---------------------|--|
|  | Title: | Performance Report SiT2018B, 13.52127MHz | | | |
| | Type: | Performance report | Rev: | 1.0 | |
| | Orig: | | Date: | Nov 21, 2014 | |

This report contains sample performance data for SiT2018B-13.52127MHz.

Conditions:

- Frequency 13.52127 MHz
- Vdd 1.8V, 2.5V, 2.8V, 3.0V, 3.3V
- Temperature 25 °C
- Termination:
 - o No load for IDD
 - o 50Ω to GND for phase noise
 - o 15pF for other tests

Equipment:

- Agilent DSA90604 oscilloscope (6GHz, 20Gsps)
 - o Period jitter, waveform, rise/fall time, duty cycle, amplitude
- Agilent E5052B Signal Source Analyzer
 - o Phase noise, integrated phase jitter
- Power supply current
 - o Agilent 34401A DMM


Data:

- Random Phase jitter, Period Jitter, Duty cycle, Rise/Fall time, Amplitude, Idd
- Output waveforms
- Frequency stability versus temperature

Table 1. Performance data

| Parameter | Units | Voltage | | | | |
|--|-----------|---------|-------|-------|-------|-------|
| | | 1.8 V | 2.5 V | 2.8 V | 3.0 V | 3.3 V |
| Random Phase jitter (900kHz - 5MHz) | ps, rms | 0.52 | 0.60 | 0.61 | 0.60 | 0.55 |
| Random Phase jitter (12kHz - 5MHz) | ps, rms | 1.23 | 1.39 | 1.39 | 1.38 | 1.24 |
| Random Phase jitter (900kHz – 13.52127MHz)* | ps, rms | 0.77 | 0.86 | 0.86 | 0.86 | 0.80 |
| Random Phase jitter (12kHz – 13.52127MHz)* | ps, rms | 1.35 | 1.52 | 1.52 | 1.51 | 1.37 |
| Period jitter | ps, rms | 2.08 | 1.84 | 1.78 | 1.82 | 1.76 |
| Period jitter (10,000 cycles) | ps, pk-pk | 15.3 | 13.6 | 12.9 | 13.0 | 12.9 |
| Duty cycle | % | 50.0 | 50.0 | 50.1 | 50.1 | 50.2 |
| Rise time (20% - 80%) | ns | 1.24 | 1.01 | 0.91 | 0.97 | 0.91 |
| Fall time (80% - 20%) | ns | 1.26 | 0.98 | 0.90 | 0.97 | 0.91 |
| Amplitude | V | 1.79 | 2.49 | 2.78 | 3.02 | 3.30 |
| Current consumption (no load, output enabled) | mA | 3.48 | 3.57 | 3.62 | 3.64 | 3.69 |
| Current consumption (no load, output disabled) | mA | 3.40 | 3.47 | 3.52 | 3.56 | 3.64 |

*Calculated by extending the noise floor of the phase noise from 5 MHz to 13.52127 MHz

| | | | | |
|---|---------------|--|--------------|--------------|
|  | Title: | Performance Report SiT2018B, 13.52127MHz | | |
| | Type: | Performance report | Rev: | 1.0 |
| | Orig: | | Date: | Nov 21, 2014 |

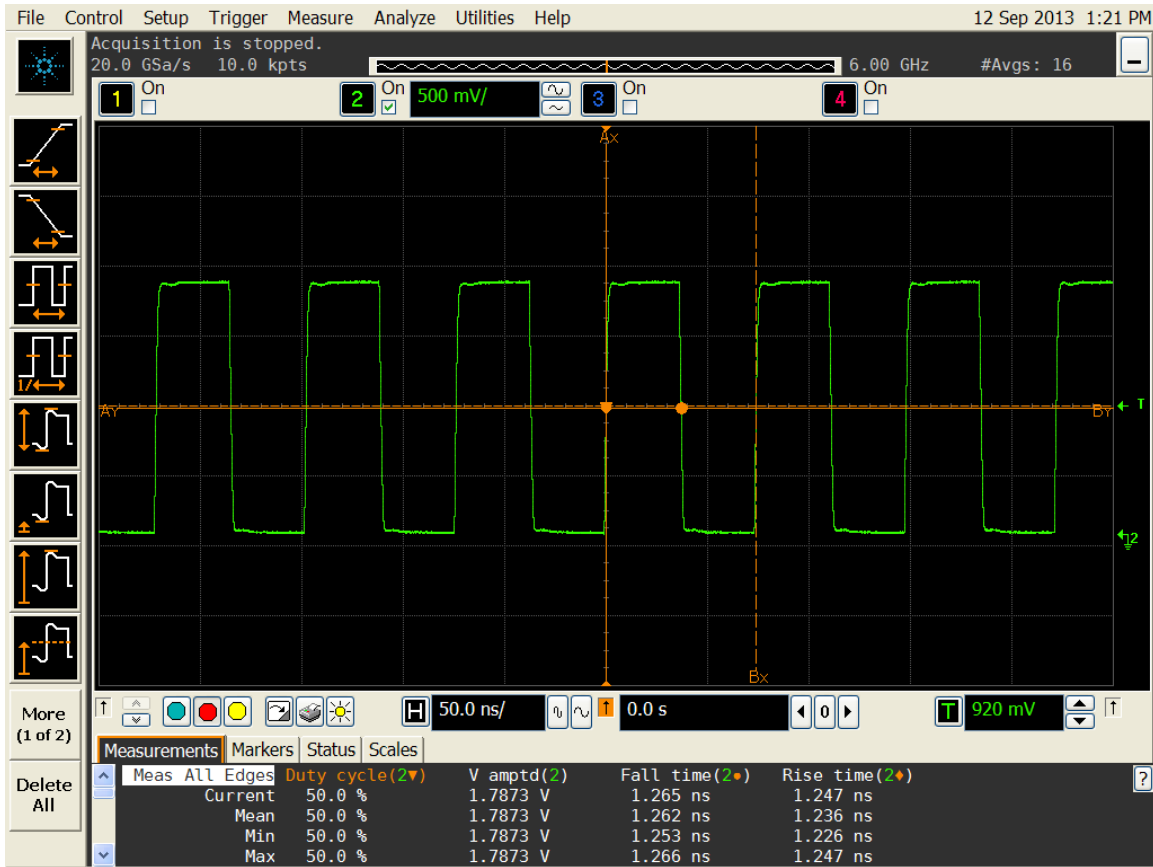



Figure 1. Duty cycle, Rise/Fall time and Amplitude 1.8V

The information contained in this document is confidential and proprietary to SiTime Corporation. Unauthorized reproduction or distribution is prohibited.

| | | | |
|---|---------------|--|---------------------------|
|  | Title: | Performance Report SiT2018B, 13.52127MHz | |
| | Type: | Performance report | Rev: 1.0 |
| | Orig: | | Date: Nov 21, 2014 |

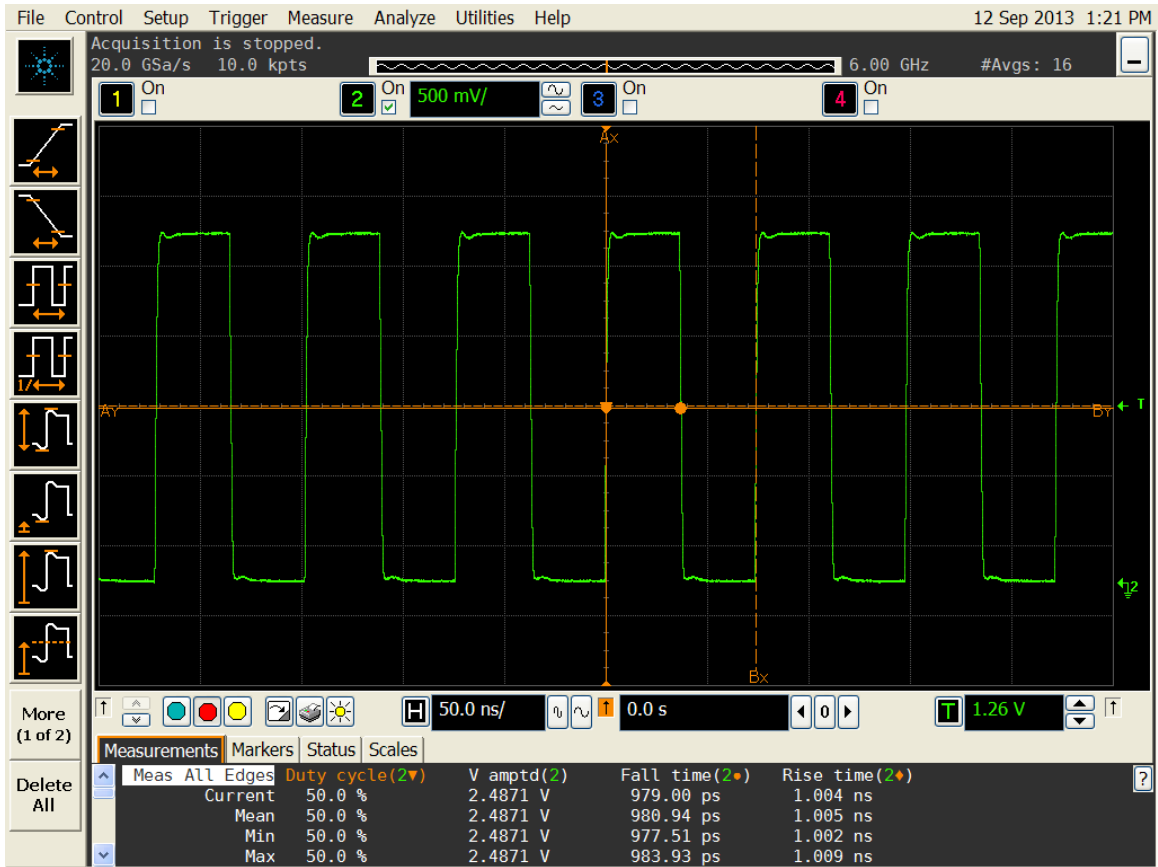



Figure 2. Duty cycle, Rise/Fall time and Amplitude 2.5V

The information contained in this document is confidential and proprietary to SiTime Corporation. Unauthorized reproduction or distribution is prohibited.

| | | | | |
|---|---------------|--|--------------|--------------|
|  | Title: | Performance Report SiT2018B, 13.52127MHz | | |
| | Type: | Performance report | Rev: | 1.0 |
| | Orig: | | Date: | Nov 21, 2014 |

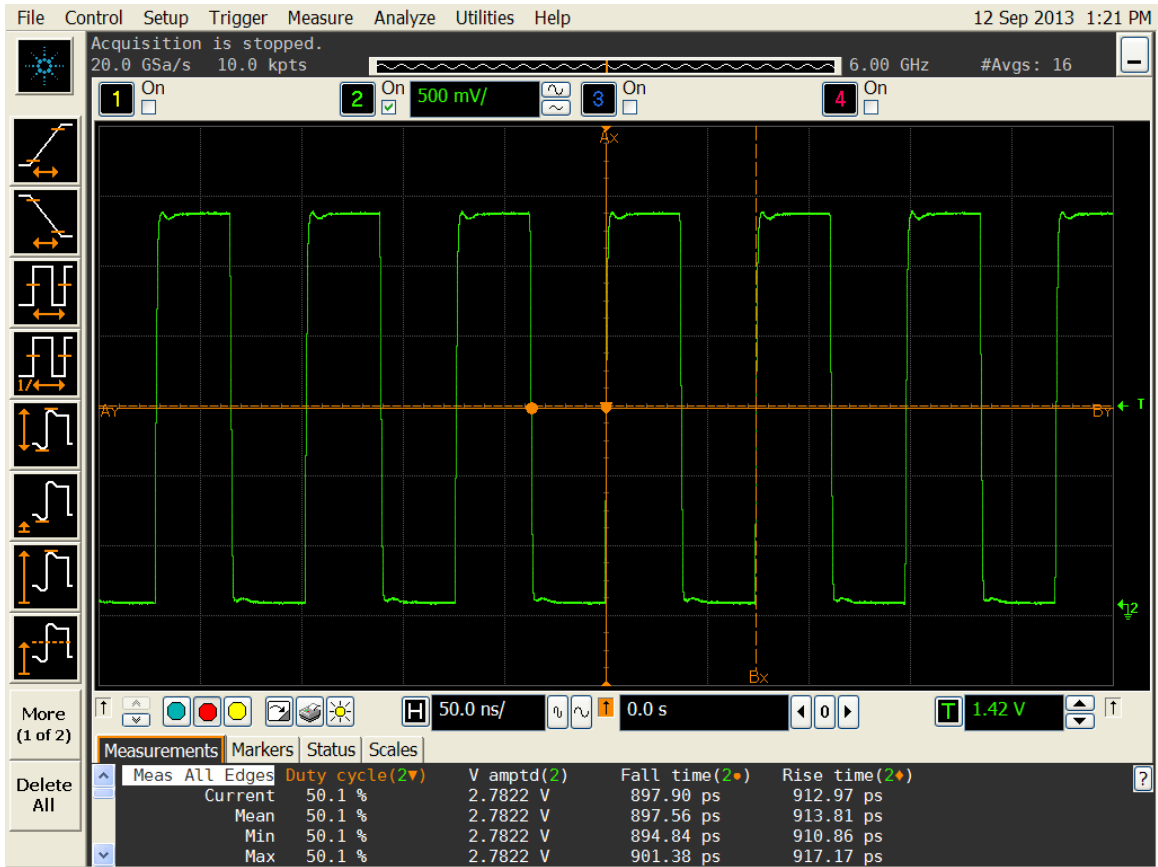



Figure 3. Duty cycle, Rise/Fall time and Amplitude 2.8V

The information contained in this document is confidential and proprietary to SiTime Corporation. Unauthorized reproduction or distribution is prohibited.

| | | | | |
|---|---------------|--|--------------|--------------|
|  | Title: | Performance Report SiT2018B, 13.52127MHz | | |
| | Type: | Performance report | Rev: | 1.0 |
| | Orig: | | Date: | Nov 21, 2014 |

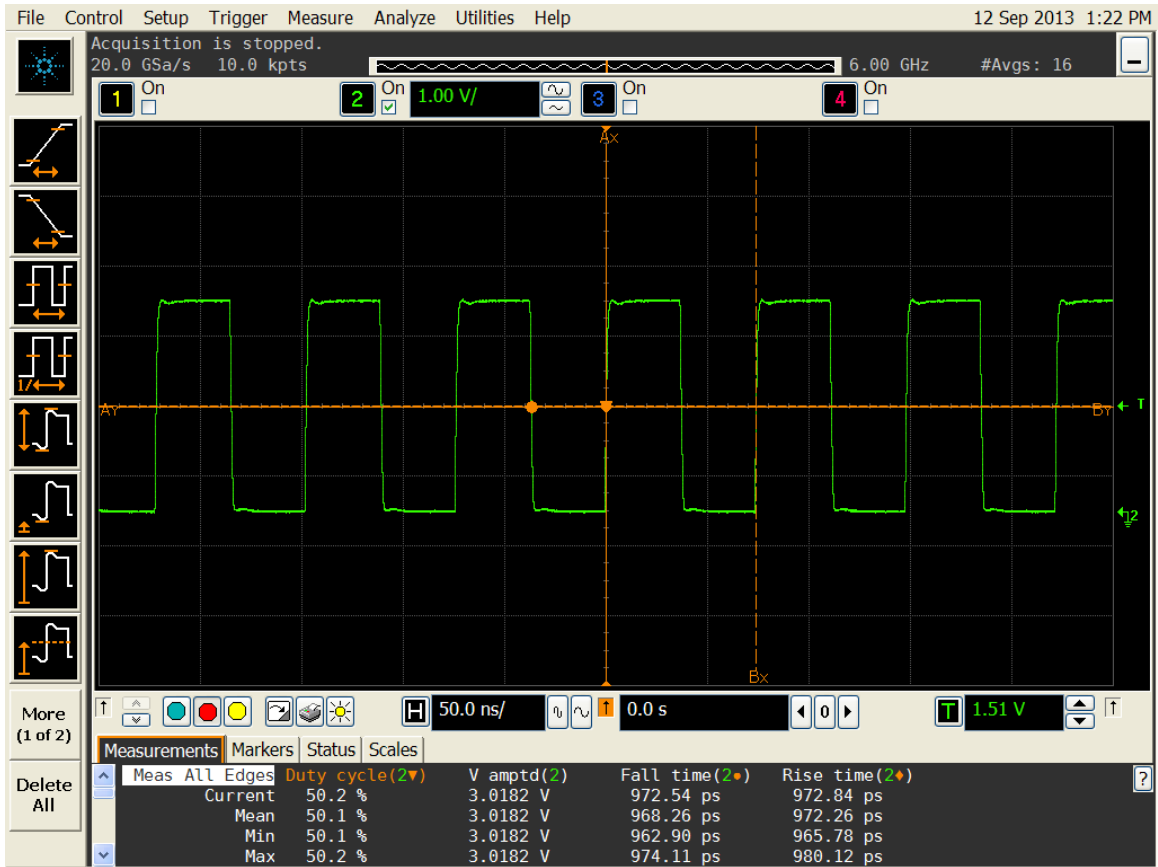



Figure 4. Duty cycle, Rise/Fall time and Amplitude 3.0V

| | | | | |
|---|---------------|--|--------------|--------------|
|  | Title: | Performance Report SiT2018B, 13.52127MHz | | |
| | Type: | Performance report | Rev: | 1.0 |
| | Orig: | | Date: | Nov 21, 2014 |

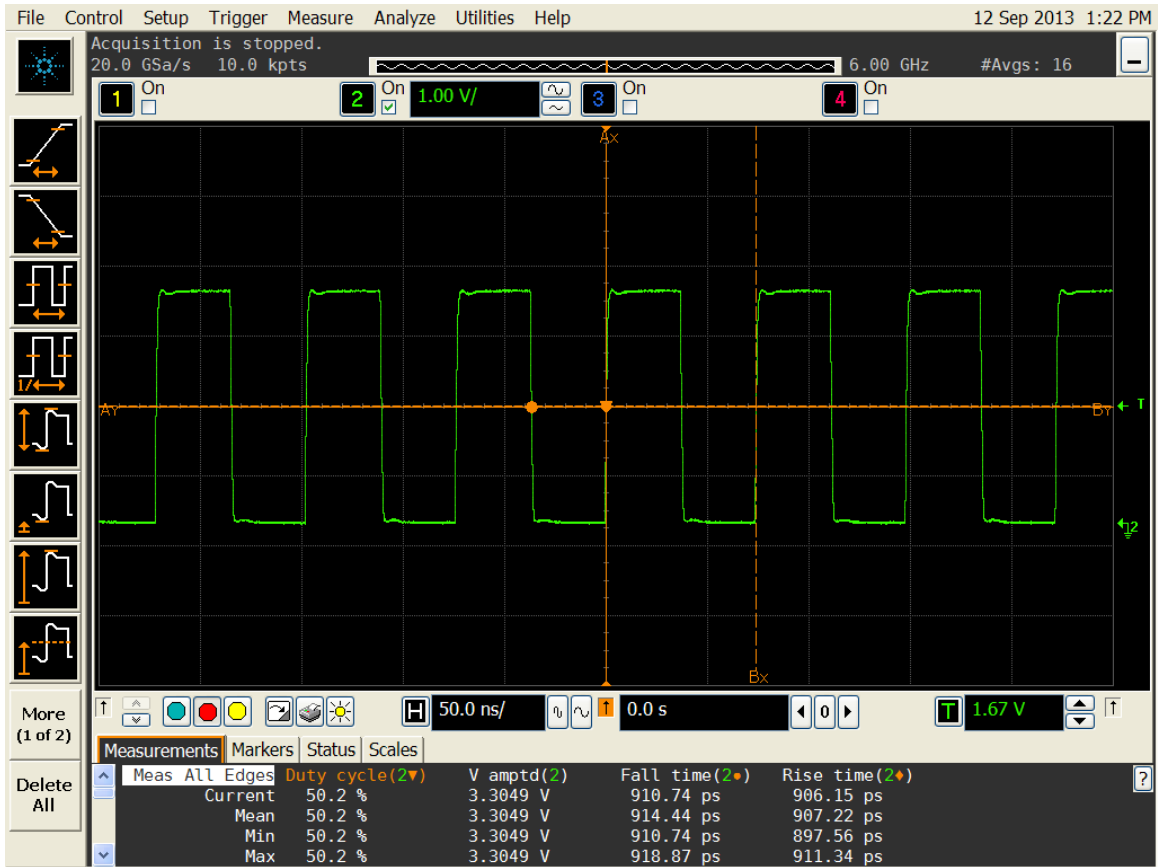


Figure 5. Duty cycle, Rise/Fall time and Amplitude 3.3V

| | | | | |
|----------------|---------------|---|--------------|---------------------|
| SiTime™ | Title: | Performance Report SiT2018B, 13.52127MHz | | |
| | Type: | Performance report | Rev: | 1.0 |
| | Orig: | | Date: | Nov 21, 2014 |

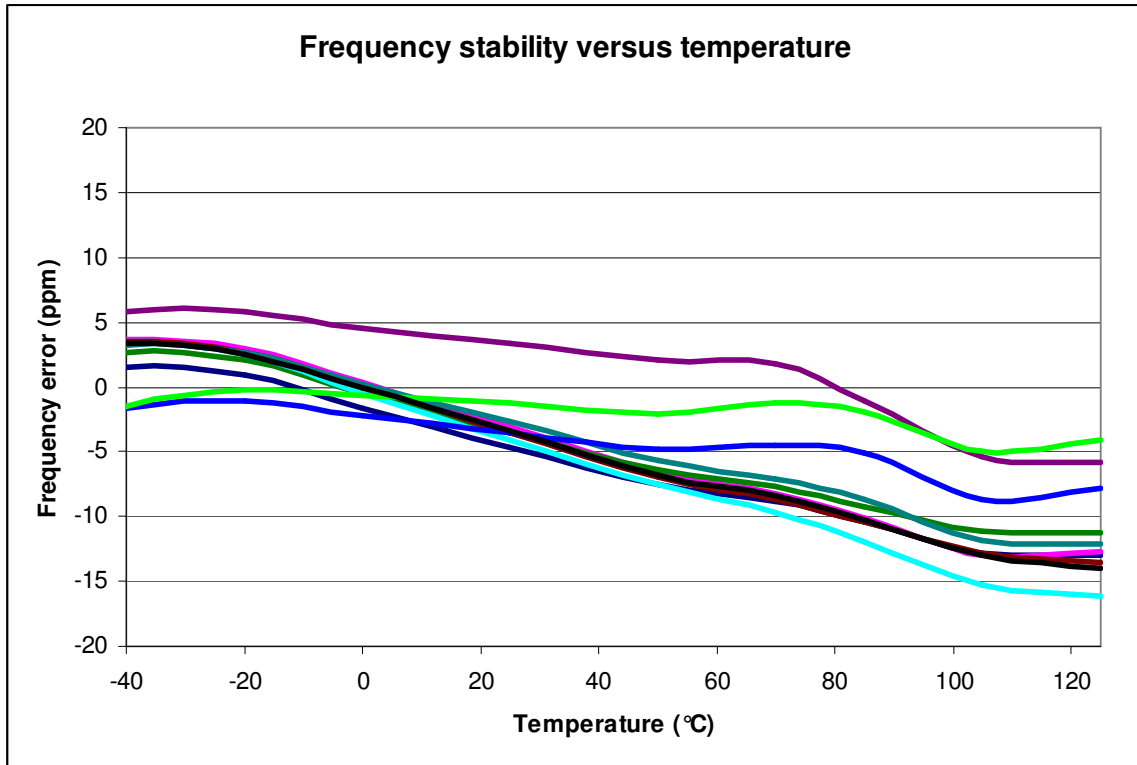


Figure 6. Frequency stability* versus temperature

*Please note that frequency stability in SiTime devices is not depended on output frequency.