	<b>Title:</b>	<b>Performance Report SiT2001B, 30MHz</b>			
	<b>Type:</b>	<b>Performance report</b>	<b>Rev:</b>	<b>1.0</b>	
	<b>Orig:</b>		<b>Date:</b>	<b>Mar 31, 2014</b>	

**This report contains sample performance data for SiT2001B-30MHz.**

**Conditions:**

- Frequency 30 MHz
- Vdd 1.8V, 2.5V, 2.8V, 3.0V, 3.3V
- Temperature 25 °C
- Termination:
  - o No load for IDD
  - o 50Ω to GND for phase noise
  - o 15pF for other tests

**Equipment:**

- Agilent DSA90604 oscilloscope (6GHz, 20Gps)
  - o Period jitter, waveform, rise/fall time, duty cycle, amplitude
- Agilent E5052B Signal Source Analyzer
  - o Phase noise, integrated phase jitter
- Power supply current
  - o Agilent 34401A DMM


**Data:**

- Random Phase jitter, Period Jitter, Duty cycle, Rise/Fall time, Amplitude, Idd
- Output waveforms
- Frequency stability versus temperature

Table 1. Performance data

Parameter	Units	Voltage				
		1.8 V	2.5 V	2.8 V	3.0 V	3.3 V
Random Phase jitter (900kHz - 5MHz)	ps, rms	0.48	0.49	0.49	0.49	0.49
Random Phase jitter (12kHz - 5MHz)	ps, rms	1.21	1.19	1.18	1.19	1.19
Random Phase jitter (900kHz - 20MHz)*	ps, rms	0.74	0.77	0.76	0.76	0.77
Random Phase jitter (12kHz - 20MHz)*	ps, rms	1.33	1.33	1.32	1.33	1.33
Period jitter	ps, rms	1.98	1.74	1.70	1.69	1.67
Period jitter (10,000 cycles)	ps, pk-pk	14.4	12.9	12.0	12.0	12.4
Duty cycle	%	49.9	49.9	50.1	50.3	50.5
Rise time (20% - 80%)	ns	1.25	1.04	0.95	0.99	0.95
Fall time (80% - 20%)	ns	1.24	0.99	0.92	0.97	0.93
Amplitude	V	1.76	2.48	2.77	2.98	3.29
Current consumption (no load, output enabled)	mA	3.67	3.83	3.90	3.94	4.02
Current consumption (no load, output disabled)	mA	3.41	3.48	3.53	3.57	3.65

\*Calculated by extending the noise floor of the phase noise from 5 MHz to 20 MHz

	<b>Title:</b>	Performance Report SiT2001B, 30MHz		
	<b>Type:</b>	Performance report	<b>Rev:</b>	1.0
	<b>Orig:</b>		<b>Date:</b>	Mar 31, 2014

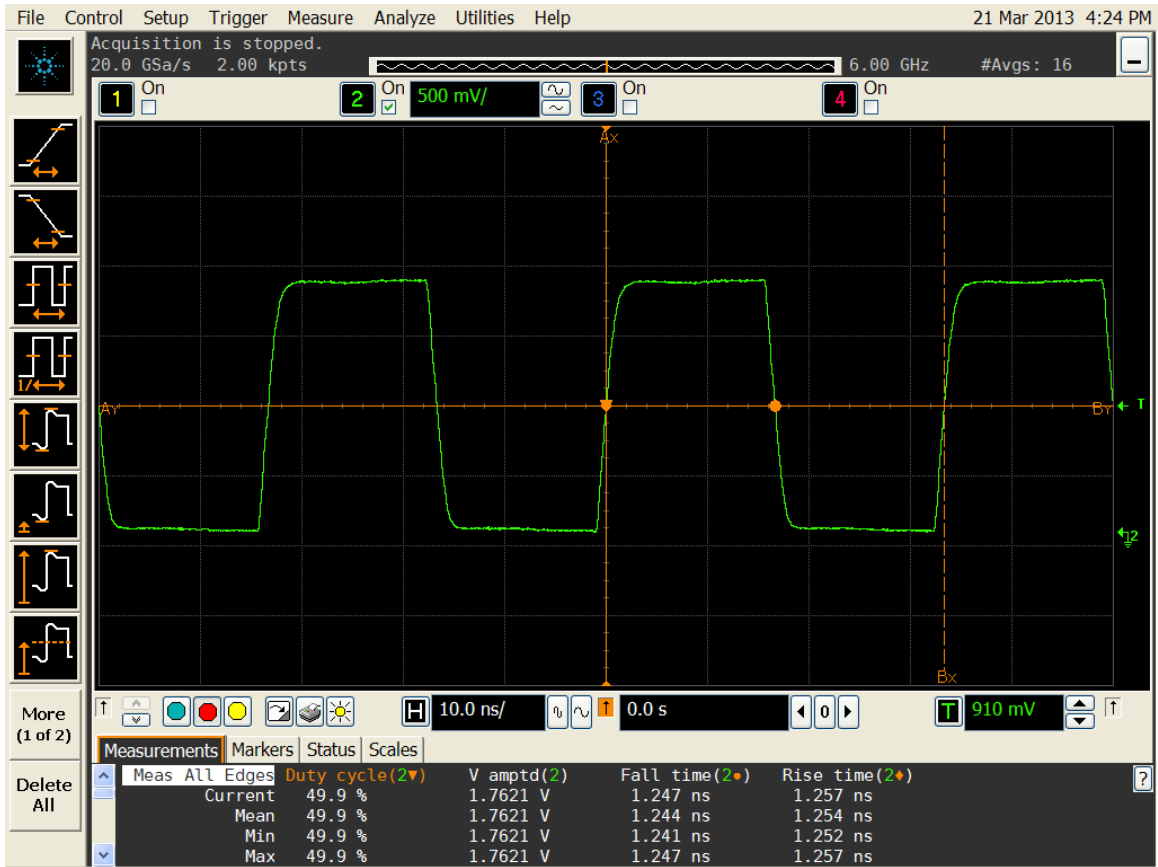



Figure 1. Duty cycle, Rise/Fall time and Amplitude 1.8V

The information contained in this document is confidential and proprietary to SiTime Corporation. Unauthorized reproduction or distribution is prohibited.

	<b>Title:</b>	Performance Report SiT2001B, 30MHz		
	<b>Type:</b>	Performance report	<b>Rev:</b>	1.0
	<b>Orig:</b>		<b>Date:</b>	Mar 31, 2014

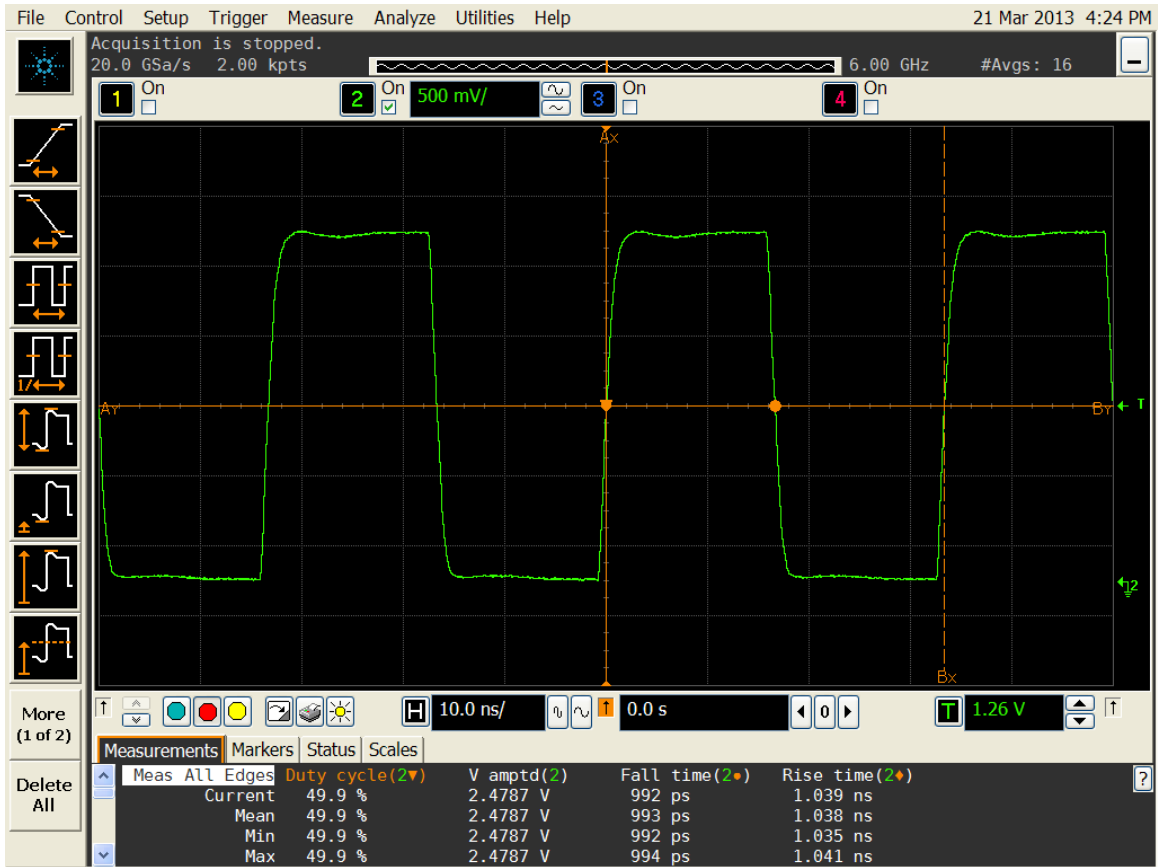



Figure 2. Duty cycle, Rise/Fall time and Amplitude 2.5V

The information contained in this document is confidential and proprietary to SiTime Corporation. Unauthorized reproduction or distribution is prohibited.

	<b>Title:</b>	Performance Report SiT2001B, 30MHz		
	<b>Type:</b>	Performance report	<b>Rev:</b>	1.0
	<b>Orig:</b>		<b>Date:</b>	Mar 31, 2014

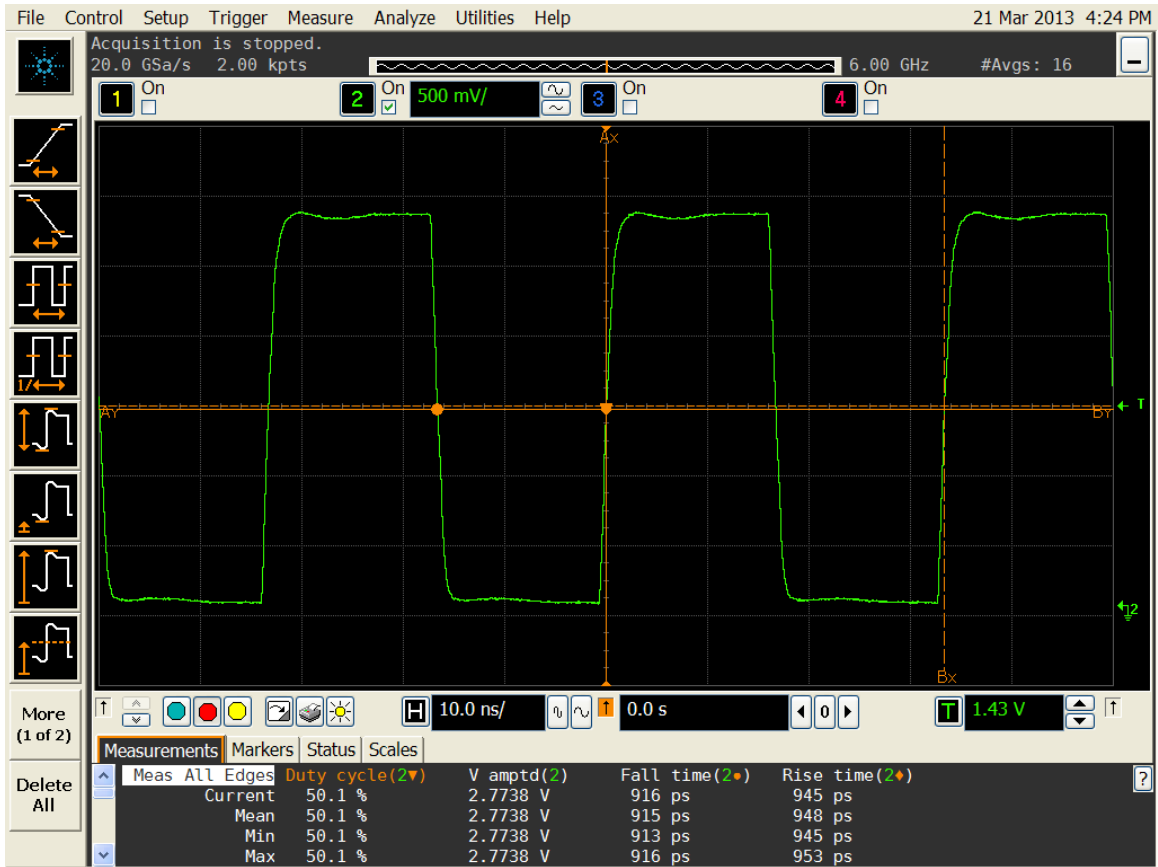



Figure 3. Duty cycle, Rise/Fall time and Amplitude 2.8V

The information contained in this document is confidential and proprietary to SiTime Corporation. Unauthorized reproduction or distribution is prohibited.

	<b>Title:</b>	Performance Report SiT2001B, 30MHz		
	<b>Type:</b>	Performance report	<b>Rev:</b>	1.0
	<b>Orig:</b>		<b>Date:</b>	Mar 31, 2014

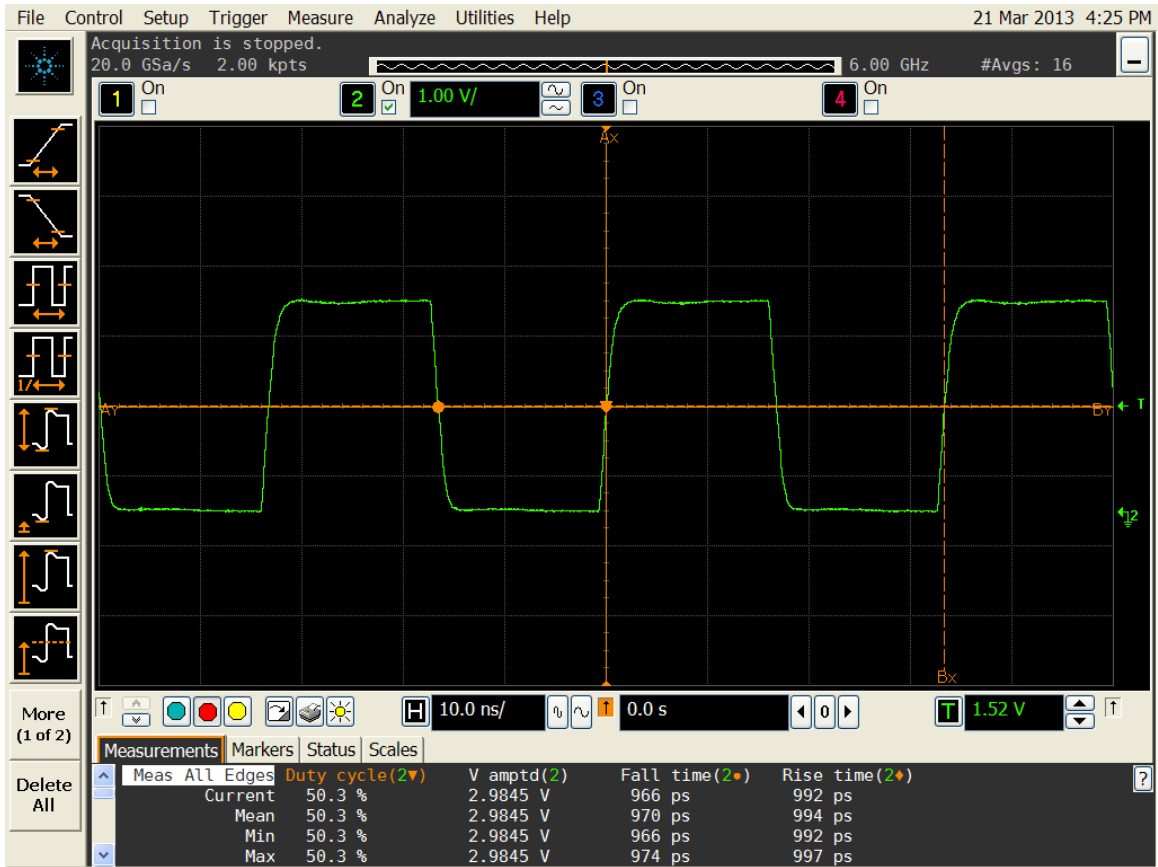



Figure 4. Duty cycle, Rise/Fall time and Amplitude 3.0V

The information contained in this document is confidential and proprietary to SiTime Corporation. Unauthorized reproduction or distribution is prohibited.

	<b>Title:</b>	Performance Report SiT2001B, 30MHz		
	<b>Type:</b>	Performance report	<b>Rev:</b>	1.0
	<b>Orig:</b>		<b>Date:</b>	Mar 31, 2014

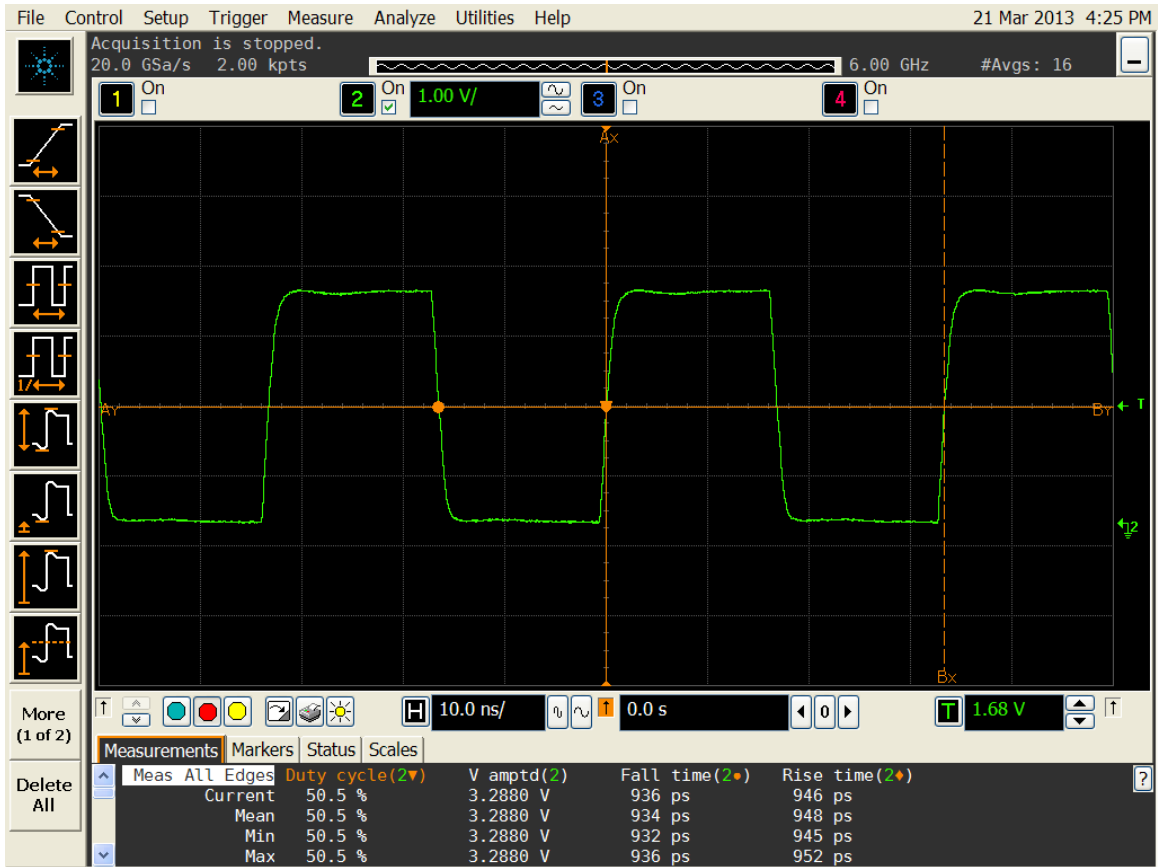


Figure 5. Duty cycle, Rise/Fall time and Amplitude 3.3V

The information contained in this document is confidential and proprietary to SiTime Corporation. Unauthorized reproduction or distribution is prohibited.

<b>SiTime™</b>	<b>Title:</b>	<b>Performance Report SiT2001B, 30MHz</b>	
	<b>Type:</b>	<b>Performance report</b>	<b>Rev: 1.0</b>
	<b>Orig:</b>		<b>Date: Mar 31, 2014</b>



Figure 6. Frequency stability\* versus temperature, 1.8 V

\*Please note that frequency stability in SiTime devices is not depended on output frequency.

<b>SiTime™</b>	<b>Title:</b>	<b>Performance Report SiT2001B, 30MHz</b>		
	<b>Type:</b>	<b>Performance report</b>	<b>Rev:</b>	<b>1.0</b>
	<b>Orig:</b>		<b>Date:</b>	<b>Mar 31, 2014</b>



Figure 7. Frequency stability versus temperature, 2.5 V

The information contained in this document is confidential and proprietary to SiTime Corporation. Unauthorized reproduction or distribution is prohibited.




	<b>Title:</b>	Performance Report SiT2001B, 30MHz		
	<b>Type:</b>	Performance report	<b>Rev:</b>	1.0
	<b>Orig:</b>		<b>Date:</b>	Mar 31, 2014



Figure 8. Frequency stability versus temperature, 2.8 V

The information contained in this document is confidential and proprietary to SiTime Corporation. Unauthorized reproduction or distribution is prohibited.

<b>SiTime™</b>	<b>Title:</b>	<b>Performance Report SiT2001B, 30MHz</b>		
	<b>Type:</b>	<b>Performance report</b>	<b>Rev:</b>	<b>1.0</b>
	<b>Orig:</b>		<b>Date:</b>	<b>Mar 31, 2014</b>



Figure 9. Frequency stability versus temperature, 3.0 V

The information contained in this document is confidential and proprietary to SiTime Corporation. Unauthorized reproduction or distribution is prohibited.

<b>SiTime™</b>	<b>Title:</b>	<b>Performance Report SiT2001B, 30MHz</b>		
	<b>Type:</b>	<b>Performance report</b>	<b>Rev:</b>	<b>1.0</b>
	<b>Orig:</b>		<b>Date:</b>	<b>Mar 31, 2014</b>



Figure 10. Frequency stability versus temperature, 3.3 V

The information contained in this document is confidential and proprietary to SiTime Corporation. Unauthorized reproduction or distribution is prohibited.