	Title:	Performance Report SiT1602B, 10MHz			
	Type:	Performance report	Rev:	1.0	
	Orig:		Date:	Apr 14, 2014	

This report contains sample performance data for SiT1602B-10MHz.

Conditions:

- Frequency 10 MHz
- Vdd 1.8V, 2.5V, 2.8V, 3.0V, 3.3V
- Temperature 25 °C
- Termination:
 - o No load for IDD
 - o 50Ω to GND for phase noise
 - o 15pF for other tests

Equipment:

- Agilent DSA90604 oscilloscope (6GHz, 20Gps)
 - o Period jitter, waveform, rise/fall time, duty cycle, amplitude
- Agilent E5052B Signal Source Analyzer
 - o Phase noise, integrated phase jitter
- Power supply current
 - o Agilent 34401A DMM

Data:

- Random Phase jitter, Period Jitter, Duty cycle, Rise/Fall time, Amplitude, Idd
- Output waveforms
- Frequency stability versus temperature

Table 1. Performance data

Parameter	Units	Voltage				
		1.8 V	2.5 V	2.8 V	3.0 V	3.3 V
Random Phase jitter (900kHz - 5MHz)	ps, rms	0.57	0.59	0.58	0.57	0.58
Random Phase jitter (12kHz - 5MHz)	ps, rms	1.47	1.46	1.42	1.41	1.40
Random Phase jitter (900kHz - 10MHz)*	ps, rms	0.74	0.76	0.74	0.74	0.75
Random Phase jitter (12kHz - 10MHz)*	ps, rms	1.54	1.53	1.49	1.48	1.48
Period jitter	ps, rms	2.08	1.73	1.68	1.69	1.67
Period jitter (10,000 cycles)	ps, pk-pk	15.5	13.3	12.8	12.6	12.4
Duty cycle	%	50.0	50.0	50.0	50.1	50.2
Rise time (20% - 80%)	ns	1.26	1.03	0.95	1.00	0.93
Fall time (80% - 20%)	ns	1.26	0.99	0.91	0.97	0.92
Amplitude	V	1.80	2.49	2.79	3.02	3.30
Current consumption (no load, output enabled)	mA	3.39	3.47	3.51	3.52	3.57
Current consumption (no load, output disabled)	mA	3.34	3.42	3.47	3.50	3.58

*Calculated by extending the noise floor of the phase noise from 5 MHz to 10 MHz



	Title:	Performance Report SiT1602B, 10MHz		
	Type:	Performance report	Rev:	1.0
	Orig:		Date:	Apr 14, 2014



Figure 1. Duty cycle, Rise/Fall time and Amplitude 1.8V

The information contained in this document is confidential and proprietary to SiTime Corporation. Unauthorized reproduction or distribution is prohibited.

	Title:	Performance Report SiT1602B, 10MHz		
	Type:	Performance report	Rev:	1.0
	Orig:		Date:	Apr 14, 2014

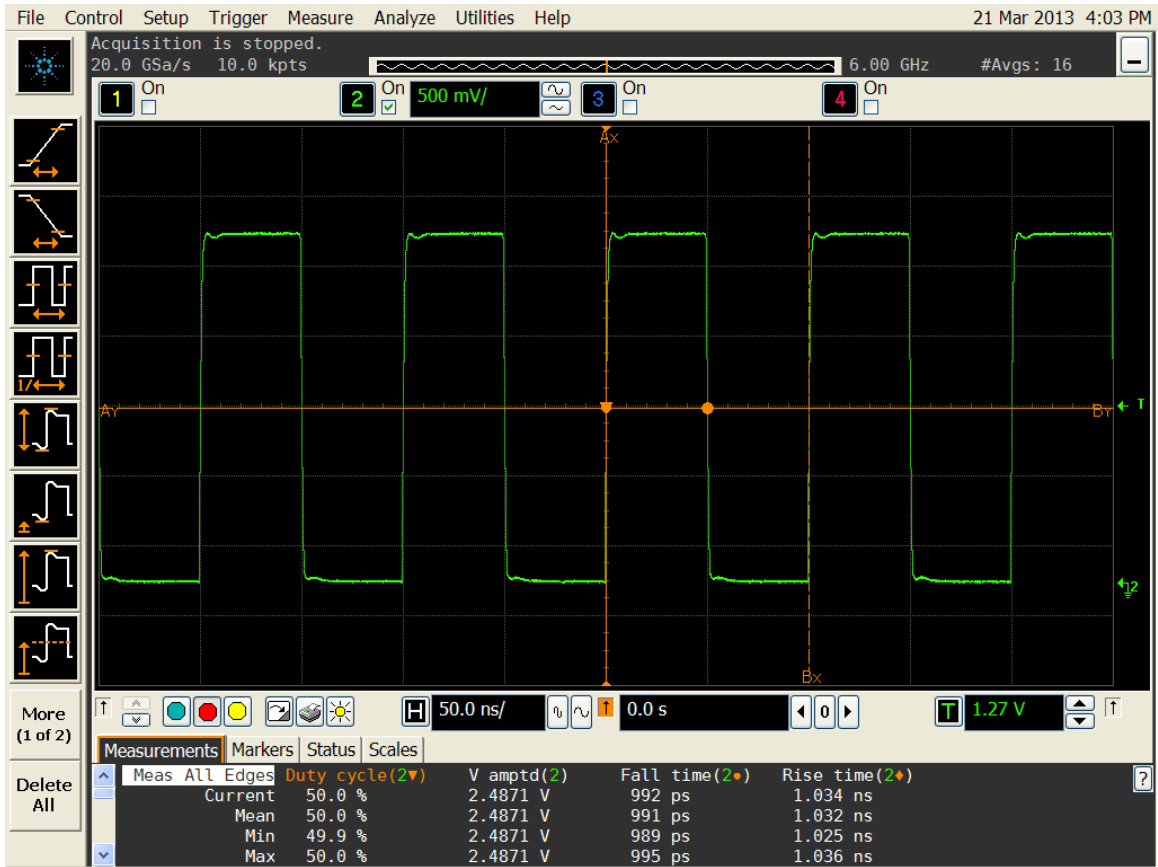



Figure 2. Duty cycle, Rise/Fall time and Amplitude 2.5V

The information contained in this document is confidential and proprietary to SiTime Corporation. Unauthorized reproduction or distribution is prohibited.

	Title:	Performance Report SiT1602B, 10MHz		
	Type:	Performance report	Rev:	1.0
	Orig:		Date:	Apr 14, 2014

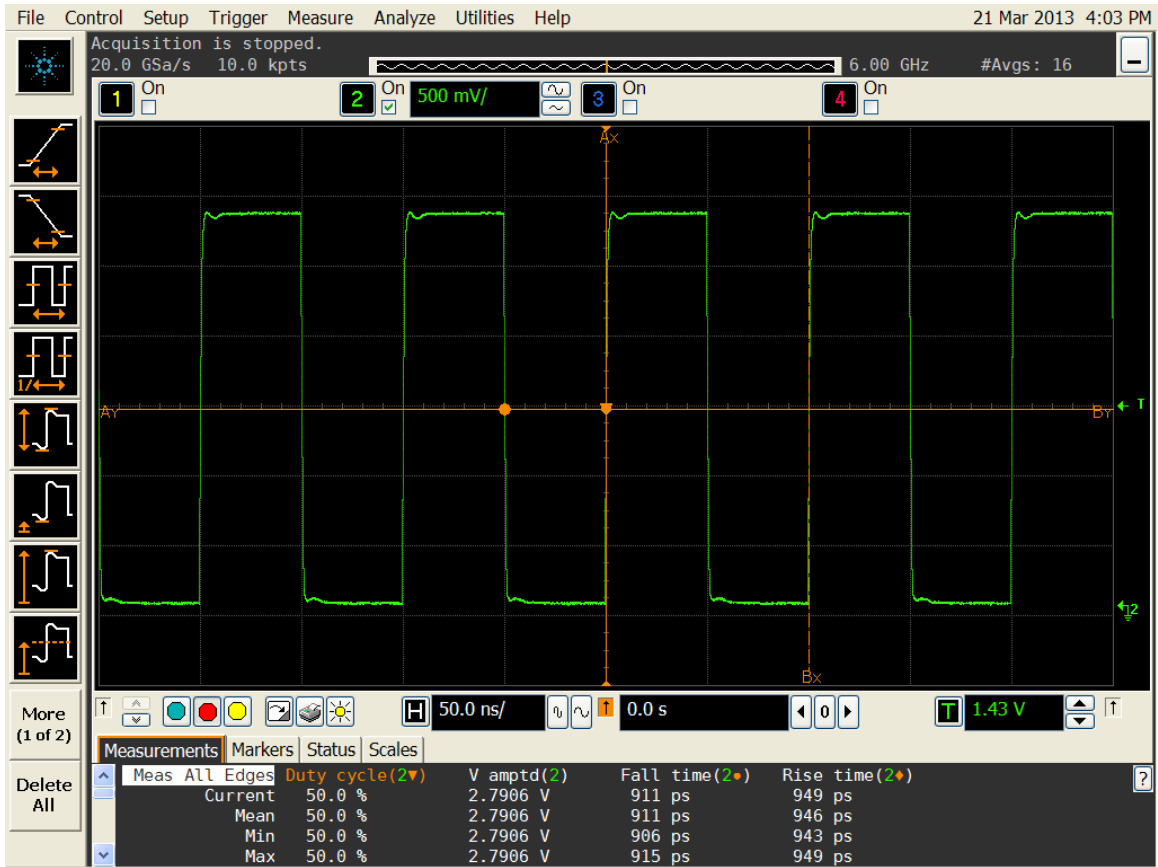



Figure 3. Duty cycle, Rise/Fall time and Amplitude 2.8V

The information contained in this document is confidential and proprietary to SiTime Corporation. Unauthorized reproduction or distribution is prohibited.

	Title:	Performance Report SiT1602B, 10MHz		
	Type:	Performance report	Rev:	1.0
	Orig:		Date:	Apr 14, 2014

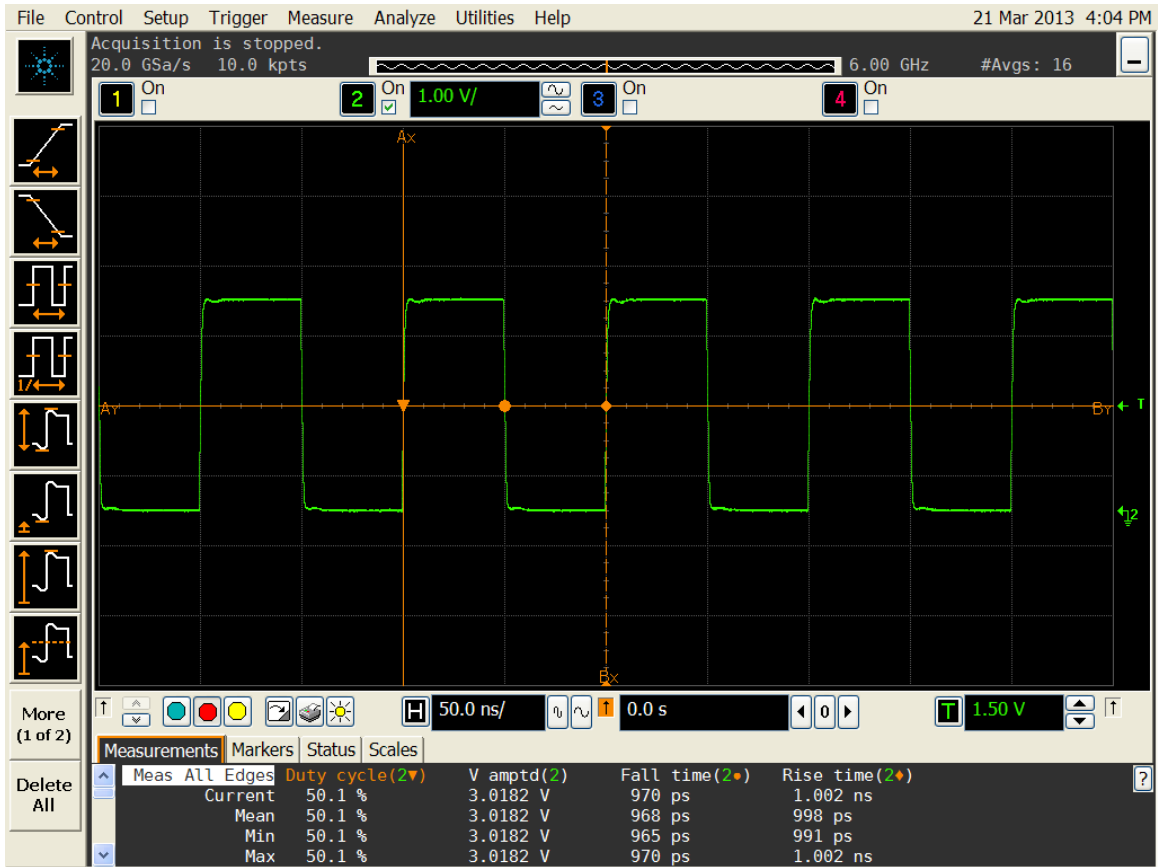



Figure 4. Duty cycle, Rise/Fall time and Amplitude 3.0V

	Title:	Performance Report SiT1602B, 10MHz		
	Type:	Performance report	Rev:	1.0
	Orig:		Date:	Apr 14, 2014

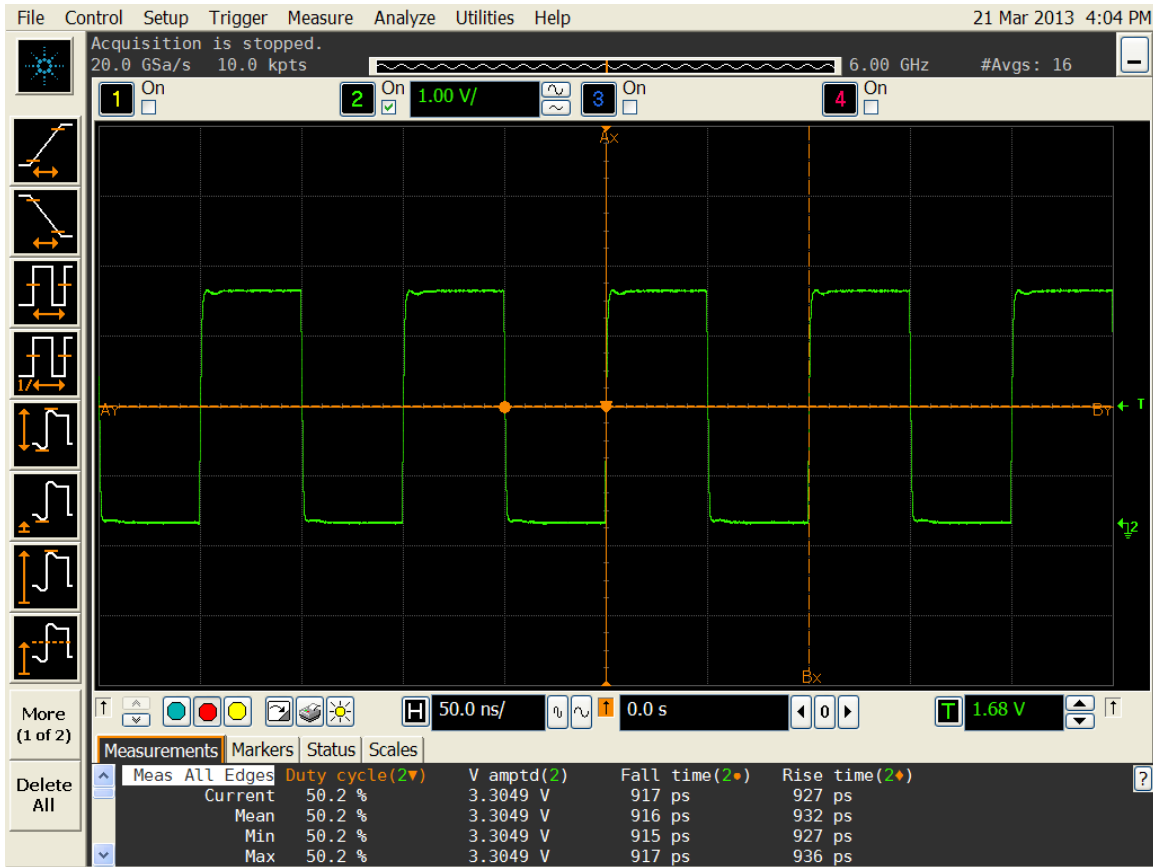


Figure 5. Duty cycle, Rise/Fall time and Amplitude 3.3V

The information contained in this document is confidential and proprietary to SiTime Corporation. Unauthorized reproduction or distribution is prohibited.

SiTime™	Title:	Performance Report SiT1602B, 10MHz		
	Type:	Performance report	Rev:	1.0
	Orig:		Date:	Apr 14, 2014



Figure 6. Frequency stability* versus temperature, 1.8 V

*Please note that frequency stability in SiTime devices is not depended on output frequency.


	Title:	Performance Report SiT1602B, 10MHz		
	Type:	Performance report	Rev:	1.0
	Orig:		Date:	Apr 14, 2014



Figure 7. Frequency stability versus temperature, 2.5 V

The information contained in this document is confidential and proprietary to SiTime Corporation. Unauthorized reproduction or distribution is prohibited.


	Title:	Performance Report SiT1602B, 10MHz		
	Type:	Performance report	Rev:	1.0
	Orig:		Date:	Apr 14, 2014



Figure 8. Frequency stability versus temperature, 2.8 V

The information contained in this document is confidential and proprietary to SiTime Corporation. Unauthorized reproduction or distribution is prohibited.


	Title:	Performance Report SiT1602B, 10MHz		
	Type:	Performance report	Rev:	1.0
	Orig:		Date:	Apr 14, 2014



Figure 9. Frequency stability versus temperature, 3.0 V

The information contained in this document is confidential and proprietary to SiTime Corporation. Unauthorized reproduction or distribution is prohibited.


	Title:	Performance Report SiT1602B, 10MHz		
	Type:	Performance report	Rev:	1.0
	Orig:		Date:	Apr 14, 2014



Figure 10. Frequency stability versus temperature, 3.3 V

The information contained in this document is confidential and proprietary to SiTime Corporation. Unauthorized reproduction or distribution is prohibited.